

**OLIVEHURST PUBLIC UTILITY DISTRICT**

**RESOLUTION NO. 2119**

**RESOLUTION OF THE BOARD OF DIRECTORS OF THE OLIVEHURST PUBLIC UTILITY DISTRICT PROVIDING FOR AND ESTABLISHING A CAPACITY CHARGE FOR THE PLUMAS LAKE SPECIFIC PLAN NORTH ZONE AND NORTH ARBOGA STUDY AREA SEWER COLLECTION SYSTEM AND NECESSARY EXPANSIONS AND IMPROVEMENTS THEREOF**

**WHEREAS**, the Board of Directors of Olivehurst Public Utility District (“District”) owns and operates a Sewer Collection System; and

**WHEREAS**, the District is experiencing tremendous growth and development within an area which has been, or will be, annexed to the District known as the Plumas Lake Specific Plan Area (“PLSP NZ”) and the North Arboaga Study Area (“NASA”); and

**WHEREAS**, in order to provide for the sewage collection system requirements of the PLSP NZ/NASA, substantial collection facilities have been, and will be, installed and dedicated to the District; and

**WHEREAS**, the Board of Directors wishes to establish by resolution the capacity fee required for the connection of all customers in the differing cost zones of the PLSP NZ/NASA to its Sewer Collection System; and

**WHEREAS**, the charges established herein are required in order to finance, directly, or through credits to Developers, the necessary construction and expansion of sewerage needed to meet the sewer collection requirements throughout the PLSP NZ/NASA; and

**WHEREAS**, the capacity rates set forth in Exhibit “A” are established for the PLSP NZ/NASA and are approved and authorized in accordance with the provisions of Section 66013, et seq. of the Government Code of the State of California; and

**WHEREAS**, the capacity fee established herein is required to meet the financial reserve needs and requirements of the District and to obtain funds for capital projects necessary to maintain services within the District or to reimburse other persons or entities for their approved costs in construction. Portions of the collection system dedicated to the District are therefore exempt from the requirements of the California Environmental Quality Act in accordance with Public Resources Code Section 21080(b)(8)(C) and (D).

**NOW, THEREFORE, BE IT RESOLVED** by the Board of Directors of Olivehurst Public Utility District that it does hereby establish and approve a sewer collection system capacity fee, payable prior to issuance of a building permit, for connection to its Sewer Collection System within the PLSP NZ/NASA in the amount and under the terms and conditions set forth in Exhibit “A,” attached hereto, which Exhibit “A” shall constitute the District’s Sewer Collection System Capacity Fee Tariff – North Zone.

**BE IT FURTHER RESOLVED** that Sewer Collection System capacity fees set forth in Exhibit "A" are based on the costs of construction of the required improvements and are found reasonable and necessary for the District in accordance with reports and studies prepared by Economic Planning Systems, Inc., dated April 20, 2006, which reports have been duly adopted and approved by the Board of Directors of Olivehurst Public Utility District.


**BE IT FURTHER RESOLVED** that the Board does find that establishment of the Sewer Collection System capacity charges herein is exempt from the provisions of the California Environmental Quality Act under Section 21080(b) of the California Public Resource Code.

**BE IT FURTHER RESOLVED** that said schedule of sewer collection system capacity fee rates and charges shall be subject to the annual inflation adjustment described in Exhibit "A" and shall further be subject to change in base rates determined necessary by the Board of Directors of Olivehurst Public Utility District.


**BE IT FURTHER RESOLVED** that the District may grant credits against the fees otherwise owed (excluding the administrative cost component of said fee) when a person or entity, otherwise obligated to pay said fee(s) has installed collection system facilities upon which said fee is based, in accordance with District rules.

**PASSED AND ADOPTED this 18<sup>th</sup> day of May 2006.**

OLIVEHURST PUBLIC UTILITY DISTRICT

  
\_\_\_\_\_  
President, Board of Directors

ATTEST:

  
\_\_\_\_\_  
District Clerk & ex-officio Secretary

APPROVED AS TO FORM AND LEGAL  
SUFFICIENCY

  
\_\_\_\_\_  
Legal Counsel

\* \* \* \* \*


I hereby certify that the foregoing is a full, true and correct copy of a Resolution duly adopted and passed by the Board of Directors of the Olivehurst Public Utility District, Yuba County, California, at a meeting thereof held on the 18<sup>th</sup> day of May, 2006. by the following vote:

AYES, AND IN FAVOR THEREOF: Director Morrison, Hollis, Miller, and Patty.

NOES : None.

ABSTAIN : None.

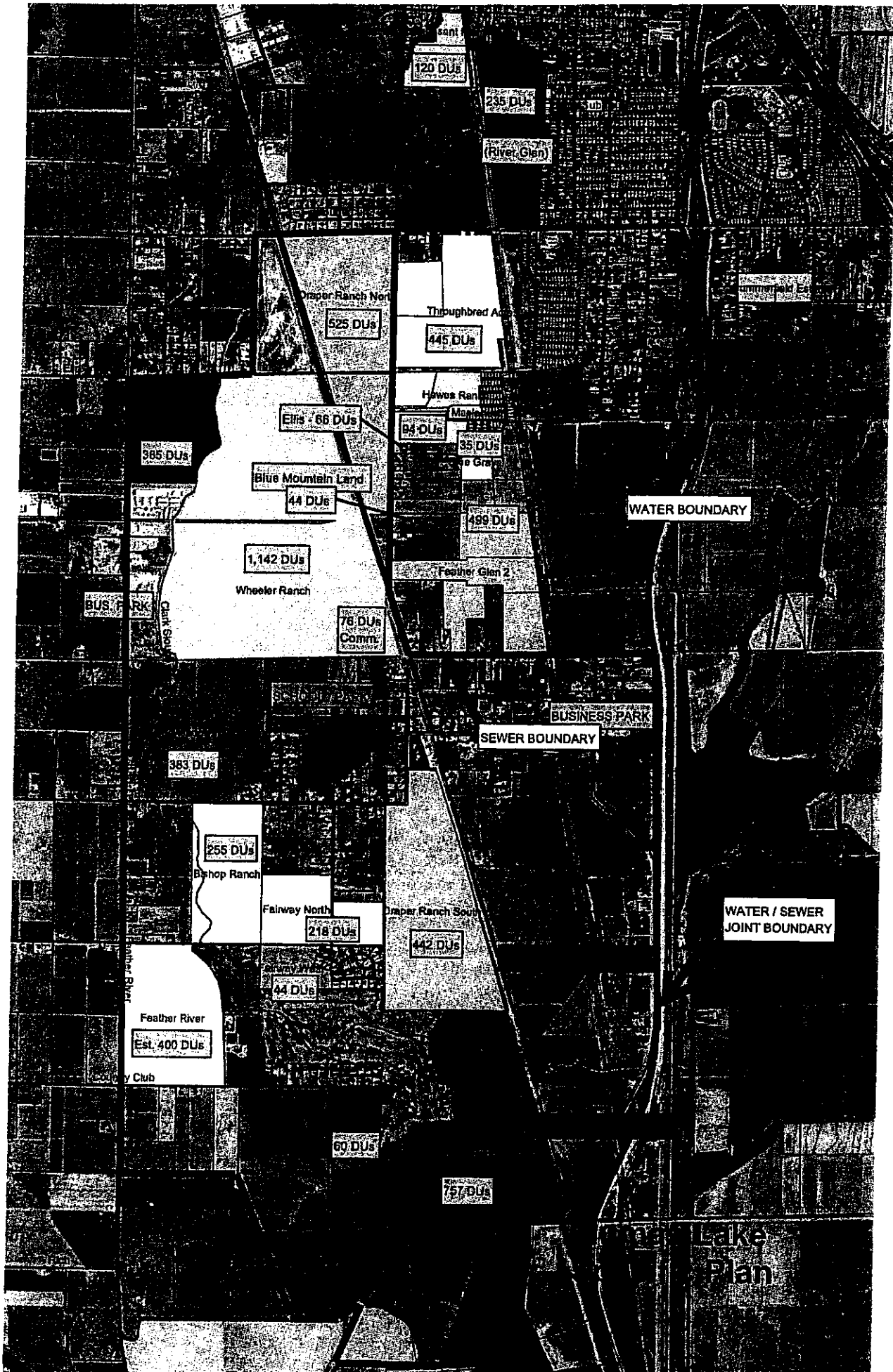
ABSENT : Director Carpenter.

  
\_\_\_\_\_  
District Clerk & ex-officio Secretary

**Exhibit A**  
**Plumas Lake Specific Plan North Zone/North Arboga Study Area**  
**Sewer Collection System Charges [1]**

<b>Land Use</b>	<b>Sewer Collection System Charge</b>	<b>Administrative Cost (3.0%)</b>	<b>Total Sewer Collection System Charge</b>
<b>Residential</b>	<i>Per Unit</i>	<i>Per Unit</i>	<i>Per Unit</i>
Single-Family	\$1,975	\$59	<b>\$2,034</b>
Multifamily	\$1,481	\$44	<b>\$1,525</b>
<b>Nonresidential</b>	<i>Per Acre</i>	<i>Per Acre</i>	<i>Per Acre</i>
Commercial	\$12,179	\$365	<b>\$12,544</b>
Business Park	\$12,179	\$365	<b>\$12,544</b>
<b>Schools</b>	<i>Per Student</i>	<i>Per Student</i>	<i>Per Student</i>
Elementary School	\$119	\$4	<b>\$123</b>
High School	\$184	\$6	<b>\$190</b>

[1] The proposed capacity charges will be adjusted annually by OPUD to account for the inflation of construction and acquisition costs. In March each year, the proposed capacity charge programs will be adjusted automatically by averaging the percentage change in the *Engineering News Record's* Construction Cost Index San Francisco index and 20-city average index for the 12-month period ending December the prior year.



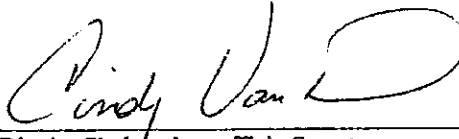
**Exhibit A**  
**Plumas Lake Specific Plan North Zone/North Arboga Study Area**  
**Sewer Collection System Charges [1]**

Effective March 2, 2006, Olivehurst Public Utility District Annual Fee Increases  
based on the Construction Cost Index (CCI):

**CCI 3.74% for 2006**

<b>Land Use</b>	<b>Sewer Collection System Charge</b>	<b>Administrative Cost (3.0%)</b>	<b>Total Sewer Collection System Charge</b>
<b>Residential</b>	<i>Per Unit</i>	<i>Per Unit</i>	<i>Per Unit</i>
Single-Family	\$1,975	\$59	<b>\$2,034</b>
Multifamily	\$1,481	\$44	<b>\$1,525</b>
<b>Nonresidential</b>	<i>Per Acre</i>	<i>Per Acre</i>	<i>Per Acre</i>
Commercial	\$12,179	\$365	<b>\$12,544</b>
Business Park	\$12,179	\$365	<b>\$12,544</b>
<b>Schools</b>	<i>Per Student</i>	<i>Per Student</i>	<i>Per Student</i>
Elementary School	\$119	\$4	<b>\$123</b>
High School	\$184	\$6	<b>\$190</b>

[1] The proposed capacity charges will be adjusted annually by OPUD to account for the inflation of construction and acquisition costs. In March each year, the proposed capacity charge programs will be adjusted automatically by averaging the percentage change in the *Engineering News Record's* Construction Cost Index San Francisco index and 20-city average index for the 12-month period ending December the prior year.

  
District Clerk and ex-officio Secretary


**Exhibit A**  
**Plumas Lake Specific Plan North Zone/North Arboga Study Area**  
**Sewer Collection System Charges [1]**

Effective March 1, 2007, Olivehurst Public Utility District Annual Fee Increases  
based on the Construction Cost Index (CCI):

**CCI 5.39% for 2007**

<b>Land Use</b>	<b>Sewer Collection System Charge</b>	<b>Administrative Cost (3.0%)</b>	<b>Total Sewer Collection System Charge</b>
<b>Residential</b>	<i>Per Unit</i>	<i>Per Unit</i>	<i>Per Unit</i>
Single-Family	\$2,081	\$62	<b>\$2,144</b>
Multifamily	\$1,561	\$46	<b>\$1,608</b>
<b>Nonresidential</b>	<i>Per Acre</i>	<i>Per Acre</i>	<i>Per Acre</i>
Commercial	\$12,835	\$385	<b>\$13,221</b>
Business Park	\$12,835	\$385	<b>\$13,221</b>
<b>Schools</b>	<i>Per Student</i>	<i>Per Student</i>	<i>Per Student</i>
Elementary School	\$125	\$4	<b>\$129</b>
High School	\$194	\$6	<b>\$200</b>

[1] The proposed capacity charges will be adjusted annually by OPUD to account for the inflation of construction and acquisition costs. In March each year, the proposed capacity charge programs will be adjusted automatically by averaging the percentage change in the *Engineering News Record's* Construction Cost Index San Francisco index and 20-city average index for the 12-month period ending December the prior year.

  
 \_\_\_\_\_  
 District Clerk and ex-officio Secretary


**Exhibit A**  
**Plumas Lake Specific Plan North Zone/North Arboga Study Area**  
**Sewer Collection System Charges [1]**

Effective March 1, 2008, Olivehurst Public Utility District Annual Fee Increases  
based on the Construction Cost Index (CCI):

**CCI 1.41% for 2008**

<b>Land Use</b>	<b>Sewer Collection System Charge</b>	<b>Administrative Cost (3.0%)</b>	<b>Total Sewer Collection System Charge</b>
<b>Residential</b>	<i>Per Unit</i>	<i>Per Unit</i>	<i>Per Unit</i>
Single-Family	\$2,111	\$63	<b>\$2,174</b>
Multifamily	\$1,583	\$47	<b>\$1,631</b>
<b>Nonresidential</b>	<i>Per Acre</i>	<i>Per Acre</i>	<i>Per Acre</i>
Commercial	\$13,016	\$390	<b>\$13,408</b>
Business Park	\$13,016	\$390	<b>\$13,408</b>
<b>Schools</b>	<i>Per Student</i>	<i>Per Student</i>	<i>Per Student</i>
Elementary School	\$127	\$4	<b>\$130</b>
High School	\$197	\$6	<b>\$203</b>

[1] The proposed capacity charges will be adjusted annually by OPUD to account for the inflation of construction and acquisition costs. In March each year, the proposed capacity charge programs will be adjusted automatically by averaging the percentage change in the *Engineering News Record's* Construction Cost Index San Francisco index and 20-city average index for the 12-month period ending December the prior year.

  
District Clerk and ex-officio Secretary




**Exhibit A**  
**Plumas Lake Specific Plan North Zone/North Arboga Study Area**  
**Sewer Collection System Charges [1]**

Effective March 1, 2009, Olivehurst Public Utility District Annual Fee Increases  
based on the Construction Cost Index (CCI):

**CCI 6.41% for 2009**

<b>Land Use</b>	<b>Sewer Collection System Charge</b>	<b>Administrative Cost (3.0%)</b>	<b>Total Sewer Collection System Charge</b>
<b>Residential</b>	<i>Per Unit</i>	<i>Per Unit</i>	<i>Per Unit</i>
Single-Family	\$2,246	\$67	\$2,313
Multifamily	\$1,684	\$50	\$1,735
<b>Nonresidential</b>	<i>Per Acre</i>	<i>Per Acre</i>	<i>Per Acre</i>
Commercial	\$13,851	\$415	\$14,267
Business Park	\$13,851	\$415	\$14,267
<b>Schools</b>	<i>Per Student</i>	<i>Per Student</i>	<i>Per Student</i>
Elementary School	\$135	\$5	\$139
High School	\$209	\$7	\$216

[1] The proposed capacity charges will be adjusted annually by OPUD to account for the inflation of construction and acquisition costs. In March each year, the proposed capacity charge programs will be adjusted automatically by averaging the percentage change in the *Engineering News Record's* Construction Cost Index San Francisco index and 20-city average index for the 12-month period ending December the prior year.

  
District Clerk and ex-officio Secretary


**Exhibit A**  
**Plumas Lake Specific Plan North Zone/North Arboga Study Area**  
**Sewer Collection System Charges [1]**

Effective March 1, 2010, Olivehurst Public Utility District Annual Fee Increases  
based on the Construction Cost Index (CCI):

**CCI 0.22% for 2010**

<b>Land Use</b>	<b>Sewer Collection System Charge</b>	<b>Administrative Cost (3.0%)</b>	<b>Total Sewer Collection System Charge</b>
<b>Residential</b>	<i>Per Unit</i>	<i>Per Unit</i>	<i>Per Unit</i>
Single-Family	\$2,251	\$67	<b>\$2,318</b>
Multifamily	\$1,688	\$50	<b>\$1,739</b>
<b>Nonresidential</b>	<i>Per Acre</i>	<i>Per Acre</i>	<i>Per Acre</i>
Commercial	\$13,881	\$416	<b>\$14,298</b>
Business Park	\$13,881	\$416	<b>\$14,298</b>
<b>Schools</b>	<i>Per Student</i>	<i>Per Student</i>	<i>Per Student</i>
Elementary School	\$136	\$5	<b>\$139</b>
High School	\$210	\$7	<b>\$217</b>

[1] The proposed capacity charges will be adjusted annually by OPUD to account for the inflation of construction and acquisition costs. In March each year, the proposed capacity charge programs will be adjusted automatically by averaging the percentage change in the *Engineering News Record's* Construction Cost Index San Francisco index and 20-city average index for the 12-month period ending December the prior year.


  
District Clerk and ex-officio Secretary

**Exhibit A**  
**Plumas Lake Specific Plan North Zone/North Arboga Study Area**  
**Sewer Collection System Charges**

Effective September 16, 2010

<b>Land Use</b>	<b>Sewer Collection System Charge</b>	<b>Administrative Cost (3.0%)</b>	<b>Total Sewer Collection System Charge</b>
<b>Residential</b>	<i>Per Unit</i>	<i>Per Unit</i>	<i>Per Unit</i>
Single-Family	\$1,801	\$54	<b>\$1,855</b>
Multifamily	\$1,351	\$41	<b>\$1,391</b>
<b>Nonresidential</b>	<i>Per Acre</i>	<i>Per Acre</i>	<i>Per Acre</i>
Commercial	\$11,106	\$333	<b>\$11,439</b>
Business Park	\$11,106	\$333	<b>\$11,439</b>
<b>Schools</b>	<i>Per Student</i>	<i>Per Student</i>	<i>Per Student</i>
Elementary School	\$102	\$3	<b>\$105</b>
High School	\$180	\$5	<b>\$186</b>

[1] The proposed capacity charges will be adjusted annually by OPUD to account for the inflation of construction and acquisition costs. In March each year, the proposed capacity charge programs will be adjusted automatically by averaging the percentage change in the *Engineering News Record's* Construction Cost Index San Francisco index and 20-city average index for the 12-month period ending December the prior year.

  
 District Clerk and ex-officio Secretary

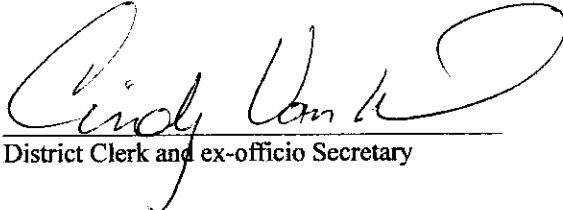
**Exhibit A**  
**Plumas Lake Specific Plan North Zone/North Arboga Study Area**  
**Sewer Collection System Charges**

Effective March 18, 2011, Olivehurst Public Utility District Annual Fee Increases  
based on the Construction Cost Index (CCI):

**CCI 3.85% for 2011**

<b>Land Use</b>	<b>Sewer Collection System Charge</b>	<b>Administrative Cost (3.0%)</b>	<b>Total Sewer Collection System Charge</b>
<b>Residential</b>	<i>Per Unit</i>	<i>Per Unit</i>	<i>Per Unit</i>
Single-Family	\$1,870	\$56	<b>\$1,926</b>
Multifamily	\$1,403	\$43	<b>\$1,445</b>
<b>Nonresidential</b>	<i>Per Acre</i>	<i>Per Acre</i>	<i>Per Acre</i>
Commercial	\$11,534	\$346	<b>\$11,879</b>
Business Park	\$11,534	\$346	<b>\$11,879</b>
<b>Schools</b>	<i>Per Student</i>	<i>Per Student</i>	<i>Per Student</i>
Elementary School	\$106	\$3	<b>\$109</b>
High School	\$187	\$5	<b>\$193</b>

[1] The proposed capacity charges will be adjusted annually by OPUD to account for the inflation of construction and acquisition costs. In March each year, the proposed capacity charge programs will be adjusted automatically by averaging the percentage change in the *Engineering News Record's* Construction Cost Index San Francisco index and 20-city average index for the 12-month period ending December the prior year.

  
 District Clerk and ex-officio Secretary

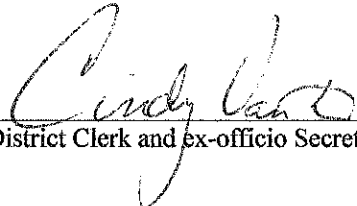
**Exhibit A**  
**Plumas Lake Specific Plan North Zone/North Arboga Study Area**  
**Sewer Collection System Charges**

Effective March 1, 2012, Olivehurst Public Utility District Annual Fee Increases  
based on the Construction Cost Index (CCI):

**CCI 1.64% for 2012**

Land Use	Sewer Collection System Charge	Administrative Cost (3.0%)	Total Sewer Collection System Charge
<b>Residential</b>	<i>Per Unit</i>	<i>Per Unit</i>	<i>Per Unit</i>
Single-Family	\$1,901	\$57	<b>\$1,958</b>
Multifamily	\$1,426	\$43	<b>\$1,469</b>
<b>Nonresidential</b>	<i>Per Acre</i>	<i>Per Acre</i>	<i>Per Acre</i>
Commercial	\$11,723	\$351	<b>\$12,074</b>
Business Park	\$11,723	\$351	<b>\$12,074</b>
<b>Schools</b>	<i>Per Student</i>	<i>Per Student</i>	<i>Per Student</i>
Elementary School	\$108	\$3	<b>\$111</b>
High School	\$190	\$6	<b>\$196</b>

[1] The proposed capacity charges will be adjusted annually by OPUD to account for the inflation of construction and acquisition costs. In March each year, the proposed capacity charge programs will be adjusted automatically by averaging the percentage change in the *Engineering News Record's* Construction Cost Index San Francisco index and 20-city average index for the 12-month period ending December the prior year.

  
District Clerk and ex-officio Secretary


**Exhibit A**  
**Plumas Lake Specific Plan North Zone/North Arboga Study Area**  
**Sewer Collection System Charges**

Effective March 1, 2013, Olivehurst Public Utility District Annual Fee Increases  
based on the Construction Cost Index (CCI):

**CCI 2.05% for 2013**

<b>Land Use</b>	<b>Sewer Collection System Charge</b>	<b>Administrative Cost (3.0%)</b>	<b>Total Sewer Collection System Charge</b>
<b>Residential</b>	<i>Per Unit</i>	<i>Per Unit</i>	<i>Per Unit</i>
Single-Family	\$1,940	\$58	<b>\$1,998</b>
Multifamily	\$1,455	\$44	<b>\$1,499</b>
<b>Nonresidential</b>	<i>Per Acre</i>	<i>Per Acre</i>	<i>Per Acre</i>
Commercial	\$11,963	\$359	<b>\$12,322</b>
Business Park	\$11,963	\$359	<b>\$12,322</b>
<b>Schools</b>	<i>Per Student</i>	<i>Per Student</i>	<i>Per Student</i>
Elementary School	\$110	\$3	<b>\$113</b>
High School	\$194	\$6	<b>\$200</b>

[1] The proposed capacity charges will be adjusted annually by OPUD to account for the inflation of construction and acquisition costs. In March each year, the proposed capacity charge programs will be adjusted automatically by averaging the percentage change in the *Engineering News Record's* Construction Cost Index San Francisco index and 20-city average index for the 12-month period ending December the prior year.

  
 District Clerk and ex-officio Secretary

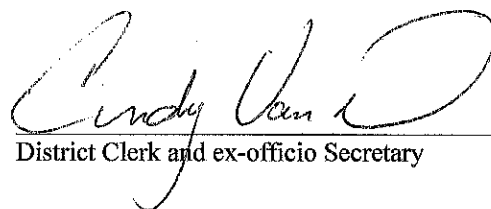
**Exhibit A**  
**Plumas Lake Specific Plan North Zone/North Arboga Study Area**  
**Sewer Collection System Charges**

Effective March 1, 2014, Olivehurst Public Utility District Annual Fee Increases  
based on the Construction Cost Index (CCI):

**CCI 3.98% for 2014**

<b>Land Use</b>	<b>Sewer Collection System Charge</b>	<b>Administrative Cost (3.0%)</b>	<b>Total Sewer Collection System Charge</b>
<b>Residential</b>	<i>Per Unit</i>	<i>Per Unit</i>	<i>Per Unit</i>
Single-Family	\$2,017	\$60	<b>\$2,077</b>
Multifamily	\$1,513	\$45	<b>\$1,558</b>
<b>Nonresidential</b>	<i>Per Acre</i>	<i>Per Acre</i>	<i>Per Acre</i>
Commercial	\$12,439	\$373	<b>\$12,812</b>
Business Park	\$12,439	\$373	<b>\$12,812</b>
<b>Schools</b>	<i>Per Student</i>	<i>Per Student</i>	<i>Per Student</i>
Elementary School	\$114	\$3	<b>\$117</b>
High School	\$202	\$6	<b>\$208</b>

[1] The proposed capacity charges will be adjusted annually by OPUD to account for the inflation of construction and acquisition costs. In March each year, the proposed capacity charge programs will be adjusted automatically by averaging the percentage change in the *Engineering News Record's* Construction Cost Index San Francisco index and 20-city average index for the 12-month period ending December the prior year.

  
District Clerk and ex-officio Secretary

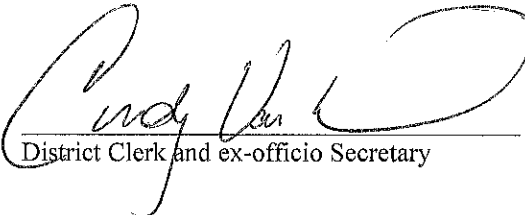
**Exhibit A**  
**Plumas Lake Specific Plan North Zone/North Arboga Study Area**  
**Sewer Collection System Charges**

Effective March 1, 2015, Olivehurst Public Utility District Annual Fee Increases  
based on the Construction Cost Index (CCI):

**CCI 1.47% for 2015**

<b>Land Use</b>	<b>Sewer Collection System Charge</b>	<b>Administrative Cost (3.0%)</b>	<b>Total Sewer Collection System Charge</b>
<b>Residential</b>	<i>Per Unit</i>	<i>Per Unit</i>	<i>Per Unit</i>
Single-Family	\$2,047	\$61	<b>\$2,108</b>
Multifamily	\$1,535	\$47	<b>\$1,582</b>
<b>Nonresidential</b>	<i>Per Acre</i>	<i>Per Acre</i>	<i>Per Acre</i>
Commercial	\$12,622	\$378	<b>\$13,000</b>
Business Park	\$12,622	\$378	<b>\$13,000</b>
<b>Schools</b>	<i>Per Student</i>	<i>Per Student</i>	<i>Per Student</i>
Elementary School	\$116	\$3	<b>\$119</b>
High School	\$205	\$6	<b>\$211</b>

[1] The proposed capacity charges will be adjusted annually by OPUD to account for the inflation of construction and acquisition costs. In March each year, the proposed capacity charge programs will be adjusted automatically by averaging the percentage change in the *Engineering News Record's* Construction Cost Index San Francisco index and 20-city average index for the 12-month period ending December the prior year.

  
District Clerk and ex-officio Secretary



**Exhibit A**  
**Plumas Lake Specific Plan North Zone/North Arboga Study Area**  
**Sewer Collection System Charges**

Effective March 1, 2016, Olivehurst Public Utility District Annual Fee Increases  
based on the Construction Cost Index (CCI):

**CCI 2.1% for 2016**

<b>Land Use</b>	<b>Sewer Collection System Charge</b>	<b>Administrative Cost (3.0%)</b>	<b>Total Sewer Collection System Charge</b>
<b>Residential</b>	<i>Per Unit</i>	<i>Per Unit</i>	<i>Per Unit</i>
Single-Family	\$2,090	\$62	<b>\$2,152</b>
Multifamily	\$1,567	\$48	<b>\$1,615</b>
<b>Nonresidential</b>	<i>Per Acre</i>	<i>Per Acre</i>	<i>Per Acre</i>
Commercial	\$12,887	\$386	<b>\$13,273</b>
Business Park	\$12,887	\$386	<b>\$13,273</b>
<b>Schools</b>	<i>Per Student</i>	<i>Per Student</i>	<i>Per Student</i>
Elementary School	\$118	\$3	<b>\$121</b>
High School	\$209	\$6	<b>\$215</b>

[1] The proposed capacity charges will be adjusted annually by OPUD to account for the inflation of construction and acquisition costs. In March each year, the proposed capacity charge programs will be adjusted automatically by averaging the percentage change in the *Engineering News Record's* Construction Cost Index San Francisco index and 20-city average index for the 12-month period ending December the prior year.

*Elizabeth Mullen*  
District Clerk and ex-officio Secretary