

OLIVEHURST PUBLIC UTILITY DISTRICT

RESOLUTION NO. 2279

**A RESOLUTION OF THE BOARD OF DIRECTORS OF THE
OLIVEHURST PUBLIC UTILITY DISTRICT APPROVING THE
PLUMAS LAKE COMMUNITY FACILITIES DISTRICT NO. 2002-1
TAX REPORT FOR FISCAL YEAR 2014-15 AND LEVYING
AND APPORTIONING THE SPECIAL TAX FOR FISCAL YEAR
2014-15 AS PROVIDED THEREIN**

WHEREAS, the Board of Directors (the "Board") of the Olivehurst Public Utility District (the "District") has previously established the Plumas Lake Community Facilities District No. 2002-1 (the "CFD No. 2002-1") pursuant to Resolution No. 2037 (the "Resolution"), duly adopted by the Board on November 21, 2002, for the purpose of providing for the financing of certain Facilities in and for the District; and

WHEREAS, on November 21, 2002, the qualified electors of the CFD No. 2002-1 approved the levy of a special tax; and

WHEREAS, November 21, 2002, this Board authorized the issuance of \$27,000,000; and

WHEREAS, the bonds and interest therein will be payable from a special tax levied and collected in accordance with the Resolution; and

WHEREAS, the Plumas Lake Community Facilities District No. 2002-1 Tax Report Fiscal Year 2014-15 (the "2014-15 Tax Report") has been submitted to the Board and the Board has determined to approve the 2014-15 Tax Report, and

WHEREAS, pursuant to Section 53340 of the Government Code of the State of California, the Board is authorized to levy the special tax at the rates specified in the 2014-15 Tax Report, subject to final verification of the taxable parcel data, provided that a certified copy of this Resolution and a list of all parcels subject to the special tax with the 2014-15 Tax Report to be levied on each parcel is filed with the Yuba County Auditor on or before *August 10*.

NOW, THEREFORE, BE IT RESOLVED BY THE BOARD OF DIRECTORS OF THE OLIVEHURST PUBLIC UTILITY DISTRICT, AS FOLLOWS:

Section 1. The 2014-15 Tax Report, in the form submitted to this meeting and on file with the Board is hereby approved and adopted. The General Manger of the District, or his designees, are hereby authorized to make changes to the 2014-15 Tax Report before it is filed with the Yuba County Auditor as provided in

Section 3 and to make changes in response to appeals from taxpayers in order to correct errors in the application of the special tax to particular parcels.

Section 2. Pursuant to Section 53340 of the Government Code of the State of California, a special tax is hereby levied at the rates specified in the 2014-15 Tax Report, as adjusted based upon the final verification of the taxable parcel data, and is hereby apportioned in the manner specified in the Resolution (and as more particularly described in the 2014-15 Tax Report).

Section 3. The Clerk of the District shall deliver a certified copy of this resolution together with a list of all parcels subject to the special tax levy with the 2014-15 Tax Report to the Yuba County Auditor not later than *August 10, 2014*


Section 4. The Clerk of this Board of Directors is hereby directed to enter this resolution on the minutes of this Board of Directors, which shall constitute the official action of this Board of Director

PASSED AND ADOPTED this 17th day of July 2014.

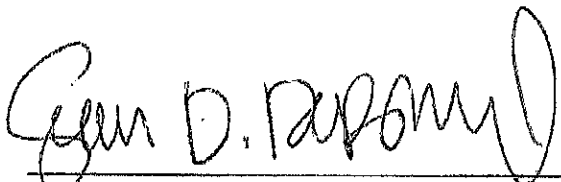
OLIVEHURST PUBLIC UTILITY DISTRICT


President, Board of Directors

ATTEST:


District Clerk & ex-officio Secretary

APPROVED AS TO FORM AND LEGAL
SUFFICIENCY


Legal Counsel

* * * * *

I hereby certify that the foregoing is a full, true and correct copy of a Resolution duly adopted and passed by the Board of Directors of the Olivehurst Public Utility District, Yuba County, California, at a meeting thereof held on the 17th day of July 2014, by the following vote:

AYES, AND IN FAVOR THEREOF:	Director Carpenter, Burbank, Floe, Dougherty, and Bradford.
NOES	: None.
ABSTAIN	: None.
ABSENT	: None.



District Clerk & ex-officio Secretary

EXHIBIT A

PROPOSED SPECIAL TAX LEVY FOR FY 2014-15

Assessor's Parcel Number	Maximum Annual Special Tax	Special Tax Levy Rate	Proposed Special Tax Levy	Tax Rate Area
016-170-001-000	\$600.00	100%	\$600.00	71028
016-170-002-000	\$600.00	100%	\$600.00	71028
016-170-003-000	\$600.00	100%	\$600.00	71028
016-170-004-000	\$600.00	100%	\$600.00	71028
016-170-005-000	\$600.00	100%	\$600.00	71028
016-170-006-000	\$600.00	100%	\$600.00	71028
016-170-007-000	\$600.00	100%	\$600.00	71028
016-170-008-000	\$600.00	100%	\$600.00	71028
016-170-009-000	\$600.00	100%	\$600.00	71028
016-170-010-000	\$600.00	100%	\$600.00	71028
016-170-011-000	\$600.00	100%	\$600.00	71028
016-170-012-000	\$600.00	100%	\$600.00	71028
016-170-013-000	\$600.00	100%	\$600.00	71028
016-170-014-000	\$600.00	100%	\$600.00	71028
016-170-015-000	\$600.00	100%	\$600.00	71028
016-170-016-000	\$600.00	100%	\$600.00	71028
016-170-017-000	\$600.00	100%	\$600.00	71028
016-170-018-000	\$600.00	100%	\$600.00	71028
016-170-019-000	\$600.00	100%	\$600.00	71028
016-170-020-000	\$600.00	100%	\$600.00	71028
016-170-021-000	\$600.00	100%	\$600.00	71028
016-170-022-000	\$600.00	100%	\$600.00	71028
016-170-023-000	\$600.00	100%	\$600.00	71028
016-170-024-000	\$600.00	100%	\$600.00	71028
016-170-025-000	\$600.00	100%	\$600.00	71028
016-170-026-000	\$600.00	100%	\$600.00	71028
016-170-027-000	\$600.00	100%	\$600.00	71028
016-170-028-000	\$600.00	100%	\$600.00	71028
016-170-029-000	\$600.00	100%	\$600.00	71028
016-170-030-000	\$600.00	100%	\$600.00	71028
016-170-031-000	\$600.00	100%	\$600.00	71028
016-170-032-000	\$600.00	100%	\$600.00	71028
016-170-033-000	\$600.00	100%	\$600.00	71028
016-170-034-000	\$600.00	100%	\$600.00	71028
016-170-035-000	\$600.00	100%	\$600.00	71028
016-170-036-000	\$600.00	100%	\$600.00	71028
016-170-037-000	\$600.00	100%	\$600.00	71028
016-170-038-000	\$600.00	100%	\$600.00	71028
016-170-039-000	\$600.00	100%	\$600.00	71028
016-180-001-000	\$600.00	100%	\$600.00	71028
016-180-002-000	\$600.00	100%	\$600.00	71028
016-180-003-000	\$600.00	100%	\$600.00	71028
016-180-004-000	\$600.00	100%	\$600.00	71028

EXHIBIT A

PROPOSED SPECIAL TAX LEVY FOR FY 2014-15

Assessor's Parcel Number	Maximum Annual Special Tax	Special Tax Levy Rate	Proposed Special Tax Levy	Tax Rate Area
016-180-005-000	\$600.00	100%	\$600.00	71028
016-180-006-000	\$600.00	100%	\$600.00	71028
016-180-008-000	\$600.00	100%	\$600.00	71028
016-180-009-000	\$600.00	100%	\$600.00	71028
016-180-010-000	\$600.00	100%	\$600.00	71028
016-180-011-000	\$600.00	100%	\$600.00	71028
016-180-012-000	\$600.00	100%	\$600.00	71028
016-180-013-000	\$600.00	100%	\$600.00	71028
016-180-014-000	\$600.00	100%	\$600.00	71028
016-180-015-000	\$600.00	100%	\$600.00	71028
016-180-016-000	\$600.00	100%	\$600.00	71028
016-180-017-000	\$600.00	100%	\$600.00	71028
016-180-018-000	\$600.00	100%	\$600.00	71028
016-180-019-000	\$600.00	100%	\$600.00	71028
016-180-020-000	\$600.00	100%	\$600.00	71028
016-180-021-000	\$600.00	100%	\$600.00	71028
016-180-022-000	\$600.00	100%	\$600.00	71028
016-180-023-000	\$600.00	100%	\$600.00	71028
016-180-024-000	\$600.00	100%	\$600.00	71028
016-180-025-000	\$600.00	100%	\$600.00	71028
016-180-026-000	\$600.00	100%	\$600.00	71028
016-180-027-000	\$600.00	100%	\$600.00	71028
016-190-001-000	\$600.00	100%	\$600.00	71028
016-190-002-000	\$600.00	100%	\$600.00	71028
016-190-003-000	\$600.00	100%	\$600.00	71028
016-190-004-000	\$600.00	100%	\$600.00	71028
016-190-005-000	\$600.00	100%	\$600.00	71028
016-190-006-000	\$600.00	100%	\$600.00	71028
016-190-007-000	\$600.00	100%	\$600.00	71028
016-190-008-000	\$600.00	100%	\$600.00	71028
016-190-009-000	\$600.00	100%	\$600.00	71028
016-190-010-000	\$600.00	100%	\$600.00	71028
016-190-011-000	\$600.00	100%	\$600.00	71028
016-190-012-000	\$600.00	100%	\$600.00	71028
016-190-013-000	\$600.00	100%	\$600.00	71028
016-190-014-000	\$600.00	100%	\$600.00	71028
016-190-015-000	\$600.00	100%	\$600.00	71028
016-190-016-000	\$600.00	100%	\$600.00	71028
016-190-017-000	\$600.00	100%	\$600.00	71028
016-190-018-000	\$600.00	100%	\$600.00	71028
016-190-019-000	\$600.00	100%	\$600.00	71028
016-190-020-000	\$600.00	100%	\$600.00	71028
016-190-021-000	\$600.00	100%	\$600.00	71028

EXHIBIT A

PROPOSED SPECIAL TAX LEVY FOR FY 2014-15

Assessor's Parcel Number	Maximum Annual Special Tax	Special Tax Levy Rate	Proposed Special Tax Levy	Tax Rate Area
016-190-022-000	\$600.00	100%	\$600.00	71028
016-190-023-000	\$600.00	100%	\$600.00	71028
016-190-024-000	\$600.00	100%	\$600.00	71028
016-190-025-000	\$600.00	100%	\$600.00	71028
016-190-026-000	\$600.00	100%	\$600.00	71028
016-190-027-000	\$600.00	100%	\$600.00	71028
016-190-028-000	\$600.00	100%	\$600.00	71028
016-190-029-000	\$600.00	100%	\$600.00	71028
016-190-030-000	\$600.00	100%	\$600.00	71028
016-200-001-000	\$600.00	100%	\$600.00	71028
016-200-002-000	\$600.00	100%	\$600.00	71028
016-200-003-000	\$600.00	100%	\$600.00	71028
016-200-004-000	\$600.00	100%	\$600.00	71028
016-200-005-000	\$600.00	100%	\$600.00	71028
016-200-006-000	\$600.00	100%	\$600.00	71028
016-200-007-000	\$600.00	100%	\$600.00	71028
016-200-008-000	\$600.00	100%	\$600.00	71028
016-200-009-000	\$600.00	100%	\$600.00	71028
016-200-010-000	\$600.00	100%	\$600.00	71028
016-200-011-000	\$600.00	100%	\$600.00	71028
016-200-012-000	\$600.00	100%	\$600.00	71028
016-200-013-000	\$600.00	100%	\$600.00	71028
016-200-014-000	\$600.00	100%	\$600.00	71028
016-200-015-000	\$600.00	100%	\$600.00	71028
016-200-016-000	\$600.00	100%	\$600.00	71028
016-200-017-000	\$600.00	100%	\$600.00	71028
016-200-018-000	\$600.00	100%	\$600.00	71028
016-200-019-000	\$600.00	100%	\$600.00	71028
016-200-021-000	\$600.00	100%	\$600.00	71028
016-200-022-000	\$600.00	100%	\$600.00	71028
016-200-023-000	\$600.00	100%	\$600.00	71028
016-200-024-000	\$600.00	100%	\$600.00	71028
016-200-025-000	\$600.00	100%	\$600.00	71028
016-200-026-000	\$600.00	100%	\$600.00	71028
016-200-027-000	\$600.00	100%	\$600.00	71028
016-200-028-000	\$600.00	100%	\$600.00	71028
016-200-029-000	\$600.00	100%	\$600.00	71028
016-200-030-000	\$600.00	100%	\$600.00	71028
016-200-031-000	\$600.00	100%	\$600.00	71028
016-200-032-000	\$600.00	100%	\$600.00	71028
016-200-033-000	\$600.00	100%	\$600.00	71028
016-210-001-000	\$600.00	100%	\$600.00	71028
016-210-002-000	\$600.00	100%	\$600.00	71028

EXHIBIT A

PROPOSED SPECIAL TAX LEVY FOR FY 2014-15

Assessor's Parcel Number	Maximum Annual Special Tax	Special Tax Levy Rate	Proposed Special Tax Levy	Tax Rate Area
016-210-003-000	\$600.00	100%	\$600.00	71028
016-210-004-000	\$600.00	100%	\$600.00	71028
016-210-005-000	\$600.00	100%	\$600.00	71028
016-210-006-000	\$600.00	100%	\$600.00	71028
016-210-007-000	\$600.00	100%	\$600.00	71028
016-210-008-000	\$600.00	100%	\$600.00	71028
016-210-009-000	\$600.00	100%	\$600.00	71028
016-210-010-000	\$600.00	100%	\$600.00	71028
016-210-011-000	\$600.00	100%	\$600.00	71028
016-210-012-000	\$600.00	100%	\$600.00	71028
016-210-013-000	\$600.00	100%	\$600.00	71028
016-210-014-000	\$600.00	100%	\$600.00	71028
016-210-015-000	\$600.00	100%	\$600.00	71028
016-210-016-000	\$600.00	100%	\$600.00	71028
016-210-017-000	\$600.00	100%	\$600.00	71028
016-210-018-000	\$600.00	100%	\$600.00	71028
016-220-001-000	\$600.00	100%	\$600.00	71028
016-220-002-000	\$600.00	100%	\$600.00	71028
016-220-003-000	\$600.00	100%	\$600.00	71028
016-220-004-000	\$600.00	100%	\$600.00	71028
016-220-005-000	\$600.00	100%	\$600.00	71028
016-220-006-000	\$600.00	100%	\$600.00	71028
016-220-007-000	\$600.00	100%	\$600.00	71028
016-220-008-000	\$600.00	100%	\$600.00	71028
016-220-009-000	\$600.00	100%	\$600.00	71028
016-220-010-000	\$600.00	100%	\$600.00	71028
016-220-011-000	\$600.00	100%	\$600.00	71028
016-220-012-000	\$600.00	100%	\$600.00	71028
016-220-013-000	\$600.00	100%	\$600.00	71028
016-220-014-000	\$600.00	100%	\$600.00	71028
016-220-015-000	\$600.00	100%	\$600.00	71028
016-220-016-000	\$600.00	100%	\$600.00	71028
016-220-017-000	\$600.00	100%	\$600.00	71028
016-220-018-000	\$600.00	100%	\$600.00	71028
016-220-019-000	\$600.00	100%	\$600.00	71028
016-220-020-000	\$600.00	100%	\$600.00	71028
016-220-021-000	\$600.00	100%	\$600.00	71028
016-220-022-000	\$600.00	100%	\$600.00	71028
016-220-023-000	\$600.00	100%	\$600.00	71028
016-220-024-000	\$600.00	100%	\$600.00	71028
016-220-025-000	\$600.00	100%	\$600.00	71028
016-220-026-000	\$600.00	100%	\$600.00	71028
016-220-027-000	\$600.00	100%	\$600.00	71028

EXHIBIT A

PROPOSED SPECIAL TAX LEVY FOR FY 2014-15

Assessor's Parcel Number	Maximum Annual Special Tax	Special Tax Levy Rate	Proposed Special Tax Levy	Tax Rate Area
016-220-028-000	\$600.00	100%	\$600.00	71028
016-220-029-000	\$600.00	100%	\$600.00	71028
016-220-030-000	\$600.00	100%	\$600.00	71028
016-220-031-000	\$600.00	100%	\$600.00	71028
016-220-032-000	\$600.00	100%	\$600.00	71028
016-220-033-000	\$600.00	100%	\$600.00	71028
016-230-002-000	\$600.00	100%	\$600.00	71028
016-230-003-000	\$600.00	100%	\$600.00	71028
016-230-004-000	\$600.00	100%	\$600.00	71028
016-230-005-000	\$600.00	100%	\$600.00	71028
016-230-006-000	\$600.00	100%	\$600.00	71028
016-230-007-000	\$600.00	100%	\$600.00	71028
016-230-008-000	\$600.00	100%	\$600.00	71028
016-230-009-000	\$600.00	100%	\$600.00	71028
016-230-010-000	\$600.00	100%	\$600.00	71028
016-230-011-000	\$600.00	100%	\$600.00	71028
016-230-012-000	\$600.00	100%	\$600.00	71028
016-230-013-000	\$600.00	100%	\$600.00	71028
016-230-014-000	\$600.00	100%	\$600.00	71028
016-230-015-000	\$600.00	100%	\$600.00	71028
016-230-016-000	\$600.00	100%	\$600.00	71028
016-230-017-000	\$600.00	100%	\$600.00	71028
016-230-018-000	\$600.00	100%	\$600.00	71028
016-230-019-000	\$600.00	100%	\$600.00	71028
016-230-020-000	\$600.00	100%	\$600.00	71028
016-230-021-000	\$600.00	100%	\$600.00	71028
016-230-022-000	\$600.00	100%	\$600.00	71028
016-230-023-000	\$600.00	100%	\$600.00	71028
016-230-024-000	\$600.00	100%	\$600.00	71028
016-230-025-000	\$600.00	100%	\$600.00	71028
016-230-026-000	\$600.00	100%	\$600.00	71028
016-230-027-000	\$600.00	100%	\$600.00	71028
016-230-028-000	\$600.00	100%	\$600.00	71028
016-230-029-000	\$600.00	100%	\$600.00	71028
016-230-030-000	\$600.00	100%	\$600.00	71028
016-230-031-000	\$600.00	100%	\$600.00	71028
016-230-032-000	\$600.00	100%	\$600.00	71028
016-230-033-000	\$600.00	100%	\$600.00	71028
016-230-034-000	\$600.00	100%	\$600.00	71028
016-230-035-000	\$600.00	100%	\$600.00	71028
016-230-036-000	\$600.00	100%	\$600.00	71028
016-230-037-000	\$600.00	100%	\$600.00	71028
016-230-038-000	\$600.00	100%	\$600.00	71028

EXHIBIT A

PROPOSED SPECIAL TAX LEVY FOR FY 2014-15

Assessor's Parcel Number	Maximum Annual Special Tax	Special Tax Levy Rate	Proposed Special Tax Levy	Tax Rate Area
016-230-039-000	\$600.00	100%	\$600.00	71028
016-230-040-000	\$600.00	100%	\$600.00	71028
016-230-041-000	\$600.00	100%	\$600.00	71028
016-240-001-000	\$600.00	100%	\$600.00	71028
016-240-002-000	\$600.00	100%	\$600.00	71028
016-240-003-000	\$600.00	100%	\$600.00	71028
016-240-004-000	\$600.00	100%	\$600.00	71028
016-240-005-000	\$600.00	100%	\$600.00	71028
016-240-006-000	\$600.00	100%	\$600.00	71028
016-240-007-000	\$600.00	100%	\$600.00	71028
016-240-008-000	\$600.00	100%	\$600.00	71028
016-240-009-000	\$600.00	100%	\$600.00	71028
016-240-010-000	\$600.00	100%	\$600.00	71028
016-240-011-000	\$600.00	100%	\$600.00	71028
016-240-012-000	\$600.00	100%	\$600.00	71028
016-240-013-000	\$600.00	100%	\$600.00	71028
016-240-014-000	\$600.00	100%	\$600.00	71028
016-240-015-000	\$600.00	100%	\$600.00	71028
016-240-016-000	\$600.00	100%	\$600.00	71028
016-240-017-000	\$600.00	100%	\$600.00	71028
016-240-018-000	\$600.00	100%	\$600.00	71028
016-240-019-000	\$600.00	100%	\$600.00	71028
016-240-020-000	\$600.00	100%	\$600.00	71028
016-240-021-000	\$600.00	100%	\$600.00	71028
016-240-022-000	\$600.00	100%	\$600.00	71028
016-240-023-000	\$600.00	100%	\$600.00	71028
016-240-024-000	\$600.00	100%	\$600.00	71028
016-240-025-000	\$600.00	100%	\$600.00	71028
016-240-026-000	\$600.00	100%	\$600.00	71028
016-240-027-000	\$600.00	100%	\$600.00	71028
016-240-028-000	\$600.00	100%	\$600.00	71028
016-240-029-000	\$600.00	100%	\$600.00	71028
016-240-030-000	\$600.00	100%	\$600.00	71028
016-250-001-000	\$600.00	100%	\$600.00	71028
016-250-002-000	\$600.00	100%	\$600.00	71028
016-250-003-000	\$600.00	100%	\$600.00	71028
016-250-004-000	\$600.00	100%	\$600.00	71028
016-250-005-000	\$600.00	100%	\$600.00	71028
016-250-006-000	\$600.00	100%	\$600.00	71028
016-250-007-000	\$600.00	100%	\$600.00	71028
016-250-008-000	\$600.00	100%	\$600.00	71028
016-250-009-000	\$600.00	100%	\$600.00	71028
016-250-010-000	\$600.00	100%	\$600.00	71028

EXHIBIT A

PROPOSED SPECIAL TAX LEVY FOR FY 2014-15

Assessor's Parcel Number	Maximum Annual Special Tax	Special Tax Levy Rate	Proposed Special Tax Levy	Tax Rate Area
016-250-011-000	\$600.00	100%	\$600.00	71028
016-250-012-000	\$600.00	100%	\$600.00	71028
016-250-013-000	\$600.00	100%	\$600.00	71028
016-250-014-000	\$600.00	100%	\$600.00	71028
016-250-015-000	\$600.00	100%	\$600.00	71028
016-250-016-000	\$600.00	100%	\$600.00	71028
016-250-017-000	\$600.00	100%	\$600.00	71028
016-250-018-000	\$600.00	100%	\$600.00	71028
016-250-019-000	\$600.00	100%	\$600.00	71028
016-250-020-000	\$600.00	100%	\$600.00	71028
016-250-021-000	\$600.00	100%	\$600.00	71028
016-250-022-000	\$600.00	100%	\$600.00	71028
016-250-023-000	\$600.00	100%	\$600.00	71028
016-250-024-000	\$600.00	100%	\$600.00	71028
016-250-025-000	\$600.00	100%	\$600.00	71028
016-250-026-000	\$600.00	100%	\$600.00	71028
016-250-027-000	\$600.00	100%	\$600.00	71028
016-250-028-000	\$600.00	100%	\$600.00	71028
016-250-029-000	\$600.00	100%	\$600.00	71028
016-250-030-000	\$600.00	100%	\$600.00	71028
016-250-031-000	\$600.00	100%	\$600.00	71028
016-250-032-000	\$600.00	100%	\$600.00	71028
016-250-033-000	\$600.00	100%	\$600.00	71028
016-260-001-000	\$600.00	100%	\$600.00	71028
016-260-002-000	\$600.00	100%	\$600.00	71028
016-260-003-000	\$600.00	100%	\$600.00	71028
016-260-004-000	\$600.00	100%	\$600.00	71028
016-260-005-000	\$600.00	100%	\$600.00	71028
016-260-006-000	\$600.00	100%	\$600.00	71028
016-260-007-000	\$600.00	100%	\$600.00	71028
016-260-008-000	\$600.00	100%	\$600.00	71028
016-260-009-000	\$600.00	100%	\$600.00	71028
016-260-010-000	\$600.00	100%	\$600.00	71028
016-260-011-000	\$600.00	100%	\$600.00	71028
016-260-012-000	\$600.00	100%	\$600.00	71028
016-260-013-000	\$600.00	100%	\$600.00	71028
016-260-014-000	\$600.00	100%	\$600.00	71028
016-260-015-000	\$600.00	100%	\$600.00	71028
016-260-016-000	\$600.00	100%	\$600.00	71028
016-260-017-000	\$600.00	100%	\$600.00	71028
016-260-018-000	\$600.00	100%	\$600.00	71028
016-260-019-000	\$600.00	100%	\$600.00	71028
016-260-020-000	\$600.00	100%	\$600.00	71028

EXHIBIT A

PROPOSED SPECIAL TAX LEVY FOR FY 2014-15

Assessor's Parcel Number	Maximum Annual Special Tax	Special Tax Levy Rate	Proposed Special Tax Levy	Tax Rate Area
016-260-021-000	\$600.00	100%	\$600.00	71028
016-260-022-000	\$600.00	100%	\$600.00	71028
016-260-023-000	\$600.00	100%	\$600.00	71028
016-260-024-000	\$600.00	100%	\$600.00	71028
016-270-001-000	\$600.00	100%	\$600.00	71028
016-270-002-000	\$600.00	100%	\$600.00	71028
016-270-003-000	\$600.00	100%	\$600.00	71028
016-270-004-000	\$600.00	100%	\$600.00	71028
016-270-005-000	\$600.00	100%	\$600.00	71028
016-270-006-000	\$600.00	100%	\$600.00	71028
016-270-007-000	\$600.00	100%	\$600.00	71028
016-270-008-000	\$600.00	100%	\$600.00	71028
016-270-009-000	\$600.00	100%	\$600.00	71028
016-270-010-000	\$600.00	100%	\$600.00	71028
016-270-011-000	\$600.00	100%	\$600.00	71028
016-270-012-000	\$600.00	100%	\$600.00	71028
016-270-013-000	\$600.00	100%	\$600.00	71028
016-270-014-000	\$600.00	100%	\$600.00	71028
016-270-015-000	\$600.00	100%	\$600.00	71028
016-270-016-000	\$600.00	100%	\$600.00	71028
016-270-017-000	\$600.00	100%	\$600.00	71028
016-270-018-000	\$600.00	100%	\$600.00	71028
016-270-019-000	\$600.00	100%	\$600.00	71028
016-270-020-000	\$600.00	100%	\$600.00	71028
016-270-021-000	\$600.00	100%	\$600.00	71028
016-270-022-000	\$600.00	100%	\$600.00	71028
016-270-023-000	\$600.00	100%	\$600.00	71028
016-270-024-000	\$600.00	100%	\$600.00	71028
016-270-025-000	\$600.00	100%	\$600.00	71028
016-270-026-000	\$600.00	100%	\$600.00	71028
016-270-027-000	\$600.00	100%	\$600.00	71028
016-270-028-000	\$600.00	100%	\$600.00	71028
016-280-001-000	\$600.00	100%	\$600.00	71028
016-280-002-000	\$600.00	100%	\$600.00	71028
016-280-003-000	\$600.00	100%	\$600.00	71028
016-280-004-000	\$600.00	100%	\$600.00	71028
016-280-005-000	\$600.00	100%	\$600.00	71028
016-280-006-000	\$600.00	100%	\$600.00	71028
016-280-007-000	\$600.00	100%	\$600.00	71028
016-280-008-000	\$600.00	100%	\$600.00	71028
016-280-009-000	\$600.00	100%	\$600.00	71028
016-280-010-000	\$600.00	100%	\$600.00	71028
016-280-011-000	\$600.00	100%	\$600.00	71028

EXHIBIT A

PROPOSED SPECIAL TAX LEVY FOR FY 2014-15

Assessor's Parcel Number	Maximum Annual Special Tax	Special Tax Levy Rate	Proposed Special Tax Levy	Tax Rate Area
016-280-012-000	\$600.00	100%	\$600.00	71028
016-280-013-000	\$600.00	100%	\$600.00	71028
016-280-014-000	\$600.00	100%	\$600.00	71028
016-280-015-000	\$600.00	100%	\$600.00	71028
016-280-016-000	\$600.00	100%	\$600.00	71028
016-280-017-000	\$600.00	100%	\$600.00	71028
016-280-018-000	\$600.00	100%	\$600.00	71028
016-280-019-000	\$600.00	100%	\$600.00	71028
016-280-020-000	\$600.00	100%	\$600.00	71028
016-280-021-000	\$600.00	100%	\$600.00	71028
016-280-022-000	\$600.00	100%	\$600.00	71028
016-280-023-000	\$600.00	100%	\$600.00	71028
016-280-024-000	\$600.00	100%	\$600.00	71028
016-280-025-000	\$600.00	100%	\$600.00	71028
016-280-026-000	\$600.00	100%	\$600.00	71028
016-280-027-000	\$600.00	100%	\$600.00	71028
016-280-028-000	\$600.00	100%	\$600.00	71028
016-280-029-000	\$600.00	100%	\$600.00	71028
016-280-030-000	\$600.00	100%	\$600.00	71028
016-280-031-000	\$600.00	100%	\$600.00	71028
016-280-032-000	\$600.00	100%	\$600.00	71028
016-280-033-000	\$600.00	100%	\$600.00	71028
016-280-034-000	\$600.00	100%	\$600.00	71028
016-280-035-000	\$600.00	100%	\$600.00	71028
016-280-036-000	\$600.00	100%	\$600.00	71028
016-280-037-000	\$600.00	100%	\$600.00	71028
016-280-038-000	\$600.00	100%	\$600.00	71028
016-280-039-000	\$600.00	100%	\$600.00	71028
016-280-040-000	\$600.00	100%	\$600.00	71028
016-280-041-000	\$600.00	100%	\$600.00	71028
016-280-042-000	\$600.00	100%	\$600.00	71028
016-280-043-000	\$600.00	100%	\$600.00	71028
016-280-044-000	\$600.00	100%	\$600.00	71028
016-280-045-000	\$600.00	100%	\$600.00	71028
016-280-046-000	\$600.00	100%	\$600.00	71028
016-280-047-000	\$600.00	100%	\$600.00	71028
016-280-048-000	\$600.00	100%	\$600.00	71028
016-290-001-000	\$600.00	100%	\$600.00	71028
016-290-002-000	\$600.00	100%	\$600.00	71028
016-290-003-000	\$600.00	100%	\$600.00	71028
016-290-004-000	\$600.00	100%	\$600.00	71028
016-290-005-000	\$600.00	100%	\$600.00	71028
016-290-006-000	\$600.00	100%	\$600.00	71028

EXHIBIT A**PROPOSED SPECIAL TAX LEVY FOR FY 2014-15**

Assessor's Parcel Number	Maximum Annual Special Tax	Special Tax Levy Rate	Proposed Special Tax Levy	Tax Rate Area
016-290-007-000	\$600.00	100%	\$600.00	71028
016-290-008-000	\$600.00	100%	\$600.00	71028
016-290-009-000	\$600.00	100%	\$600.00	71028
016-290-010-000	\$600.00	100%	\$600.00	71028
016-290-011-000	\$600.00	100%	\$600.00	71028
016-290-012-000	\$600.00	100%	\$600.00	71028
016-290-013-000	\$600.00	100%	\$600.00	71028
016-290-014-000	\$600.00	100%	\$600.00	71028
016-290-015-000	\$600.00	100%	\$600.00	71028
016-290-016-000	\$600.00	100%	\$600.00	71028
016-290-017-000	\$600.00	100%	\$600.00	71028
016-290-018-000	\$600.00	100%	\$600.00	71028
016-290-019-000	\$600.00	100%	\$600.00	71028
016-290-020-000	\$600.00	100%	\$600.00	71028
016-290-021-000	\$600.00	100%	\$600.00	71028
016-290-022-000	\$600.00	100%	\$600.00	71028
016-290-023-000	\$600.00	100%	\$600.00	71028
016-290-024-000	\$600.00	100%	\$600.00	71028
016-290-025-000	\$600.00	100%	\$600.00	71028
016-290-026-000	\$600.00	100%	\$600.00	71028
016-290-027-000	\$600.00	100%	\$600.00	71028
016-290-028-000	\$600.00	100%	\$600.00	71028
016-290-029-000	\$600.00	100%	\$600.00	71028
016-290-030-000	\$600.00	100%	\$600.00	71028
016-290-031-000	\$600.00	100%	\$600.00	71028
016-290-032-000	\$600.00	100%	\$600.00	71028
016-300-001-000	\$600.00	100%	\$600.00	71028
016-300-002-000	\$600.00	100%	\$600.00	71028
016-300-003-000	\$600.00	100%	\$600.00	71028
016-300-004-000	\$600.00	100%	\$600.00	71028
016-300-005-000	\$600.00	100%	\$600.00	71028
016-300-006-000	\$600.00	100%	\$600.00	71028
016-300-007-000	\$600.00	100%	\$600.00	71028
016-300-008-000	\$600.00	100%	\$600.00	71028
016-300-009-000	\$600.00	100%	\$600.00	71028
016-300-010-000	\$600.00	100%	\$600.00	71028
016-300-011-000	\$600.00	100%	\$600.00	71028
016-300-012-000	\$600.00	100%	\$600.00	71028
016-300-013-000	\$600.00	100%	\$600.00	71028
016-300-014-000	\$600.00	100%	\$600.00	71028
016-300-015-000	\$600.00	100%	\$600.00	71028
016-300-016-000	\$600.00	100%	\$600.00	71028
016-300-017-000	\$600.00	100%	\$600.00	71028

EXHIBIT A

PROPOSED SPECIAL TAX LEVY FOR FY 2014-15

Assessor's Parcel Number	Maximum Annual Special Tax	Special Tax Levy Rate	Proposed Special Tax Levy	Tax Rate Area
016-300-018-000	\$600.00	100%	\$600.00	71028
016-300-019-000	\$600.00	100%	\$600.00	71028
016-300-020-000	\$600.00	100%	\$600.00	71028
016-300-021-000	\$600.00	100%	\$600.00	71028
016-300-022-000	\$600.00	100%	\$600.00	71028
016-300-023-000	\$600.00	100%	\$600.00	71028
016-300-024-000	\$600.00	100%	\$600.00	71028
016-300-025-000	\$600.00	100%	\$600.00	71028
016-300-026-000	\$600.00	100%	\$600.00	71028
016-300-027-000	\$600.00	100%	\$600.00	71028
016-300-028-000	\$600.00	100%	\$600.00	71028
016-300-029-000	\$600.00	100%	\$600.00	71028
016-300-030-000	\$600.00	100%	\$600.00	71028
016-300-031-000	\$600.00	100%	\$600.00	71028
016-300-032-000	\$600.00	100%	\$600.00	71028
016-300-033-000	\$600.00	100%	\$600.00	71028
016-300-034-000	\$600.00	100%	\$600.00	71028
016-300-035-000	\$600.00	100%	\$600.00	71028
016-300-036-000	\$600.00	100%	\$600.00	71028
016-300-037-000	\$600.00	100%	\$600.00	71028
016-300-038-000	\$600.00	100%	\$600.00	71028
016-300-039-000	\$600.00	100%	\$600.00	71028
016-310-001-000	\$600.00	100%	\$600.00	71028
016-310-002-000	\$600.00	100%	\$600.00	71028
016-310-003-000	\$600.00	100%	\$600.00	71028
016-310-004-000	\$600.00	100%	\$600.00	71028
016-310-005-000	\$600.00	100%	\$600.00	71028
016-310-006-000	\$600.00	100%	\$600.00	71028
016-310-007-000	\$600.00	100%	\$600.00	71028
016-310-008-000	\$600.00	100%	\$600.00	71028
016-310-009-000	\$600.00	100%	\$600.00	71028
016-310-010-000	\$600.00	100%	\$600.00	71028
016-310-011-000	\$600.00	100%	\$600.00	71028
016-310-012-000	\$600.00	100%	\$600.00	71028
016-310-013-000	\$600.00	100%	\$600.00	71028
016-310-014-000	\$600.00	100%	\$600.00	71028
016-310-015-000	\$600.00	100%	\$600.00	71028
016-310-016-000	\$600.00	100%	\$600.00	71028
016-310-017-000	\$600.00	100%	\$600.00	71028
016-310-018-000	\$600.00	100%	\$600.00	71028
016-310-019-000	\$600.00	100%	\$600.00	71028
016-310-020-000	\$600.00	100%	\$600.00	71028
016-310-021-000	\$600.00	100%	\$600.00	71028

EXHIBIT A**PROPOSED SPECIAL TAX LEVY FOR FY 2014-15**

Assessor's Parcel Number	Maximum Annual Special Tax	Special Tax Levy Rate	Proposed Special Tax Levy	Tax Rate Area
016-310-022-000	\$600.00	100%	\$600.00	71028
016-310-023-000	\$600.00	100%	\$600.00	71028
016-310-024-000	\$600.00	100%	\$600.00	71028
016-310-025-000	\$600.00	100%	\$600.00	71028
016-310-026-000	\$600.00	100%	\$600.00	71028
016-310-027-000	\$600.00	100%	\$600.00	71028
016-310-028-000	\$600.00	100%	\$600.00	71028
016-310-029-000	\$600.00	100%	\$600.00	71028
016-310-030-000	\$600.00	100%	\$600.00	71028
016-310-031-000	\$600.00	100%	\$600.00	71028
016-310-032-000	\$600.00	100%	\$600.00	71028
016-310-033-000	\$600.00	100%	\$600.00	71028
016-320-001-000	\$600.00	100%	\$600.00	71028
016-320-002-000	\$600.00	100%	\$600.00	71028
016-320-003-000	\$600.00	100%	\$600.00	71028
016-320-004-000	\$600.00	100%	\$600.00	71028
016-320-005-000	\$600.00	100%	\$600.00	71028
016-320-006-000	\$600.00	100%	\$600.00	71028
016-320-007-000	\$600.00	100%	\$600.00	71028
016-320-008-000	\$600.00	100%	\$600.00	71028
016-320-009-000	\$600.00	100%	\$600.00	71028
016-320-010-000	\$600.00	100%	\$600.00	71028
016-320-011-000	\$600.00	100%	\$600.00	71028
016-320-012-000	\$600.00	100%	\$600.00	71028
016-320-013-000	\$600.00	100%	\$600.00	71028
016-320-014-000	\$600.00	100%	\$600.00	71028
016-320-015-000	\$600.00	100%	\$600.00	71028
016-320-016-000	\$600.00	100%	\$600.00	71028
016-320-017-000	\$600.00	100%	\$600.00	71028
016-320-018-000	\$600.00	100%	\$600.00	71028
016-320-019-000	\$600.00	100%	\$600.00	71028
016-320-020-000	\$600.00	100%	\$600.00	71028
016-320-021-000	\$600.00	100%	\$600.00	71028
016-320-022-000	\$600.00	100%	\$600.00	71028
016-320-023-000	\$600.00	100%	\$600.00	71028
016-320-024-000	\$600.00	100%	\$600.00	71028
016-320-025-000	\$600.00	100%	\$600.00	71028
016-320-026-000	\$600.00	100%	\$600.00	71028
016-320-027-000	\$600.00	100%	\$600.00	71028
016-320-028-000	\$600.00	100%	\$600.00	71028
016-320-029-000	\$600.00	100%	\$600.00	71028
016-320-030-000	\$600.00	100%	\$600.00	71028
016-320-031-000	\$600.00	100%	\$600.00	71028

PROPOSED SPECIAL TAX LEVY FOR FY 2014-15

Assessor's Parcel Number	Maximum Annual Special Tax	Special Tax Levy Rate	Proposed Special Tax Levy	Tax Rate Area
016-320-032-000	\$600.00	100%	\$600.00	71028
016-320-033-000	\$600.00	100%	\$600.00	71028
016-320-034-000	\$600.00	100%	\$600.00	71028
016-320-035-000	\$600.00	100%	\$600.00	71028
016-320-036-000	\$600.00	100%	\$600.00	71028
016-320-037-000	\$600.00	100%	\$600.00	71028
016-320-038-000	\$600.00	100%	\$600.00	71028
016-320-039-000	\$600.00	100%	\$600.00	71028
016-320-040-000	\$600.00	100%	\$600.00	71028
016-320-041-000	\$600.00	100%	\$600.00	71028
016-320-042-000	\$600.00	100%	\$600.00	71028
016-320-043-000	\$600.00	100%	\$600.00	71028
016-320-044-000	\$600.00	100%	\$600.00	71028
016-320-045-000	\$600.00	100%	\$600.00	71028
016-320-046-000	\$600.00	100%	\$600.00	71028
016-320-047-000	\$600.00	100%	\$600.00	71028
016-320-048-000	\$600.00	100%	\$600.00	71028
016-330-001-000	\$600.00	100%	\$600.00	71028
016-330-002-000	\$600.00	100%	\$600.00	71028
016-330-003-000	\$600.00	100%	\$600.00	71028
016-330-004-000	\$600.00	100%	\$600.00	71028
016-330-005-000	\$600.00	100%	\$600.00	71028
016-330-006-000	\$600.00	100%	\$600.00	71028
016-330-007-000	\$600.00	100%	\$600.00	71028
016-330-008-000	\$600.00	100%	\$600.00	71028
016-330-009-000	\$600.00	100%	\$600.00	71028
016-330-011-000	\$600.00	100%	\$600.00	71028
016-330-012-000	\$600.00	100%	\$600.00	71028
016-330-013-000	\$600.00	100%	\$600.00	71028
016-330-014-000	\$600.00	100%	\$600.00	71028
016-330-015-000	\$600.00	100%	\$600.00	71028
016-330-016-000	\$600.00	100%	\$600.00	71028
016-330-017-000	\$600.00	100%	\$600.00	71028
016-330-018-000	\$600.00	100%	\$600.00	71028
016-330-019-000	\$600.00	100%	\$600.00	71028
016-330-020-000	\$600.00	100%	\$600.00	71028
016-330-021-000	\$600.00	100%	\$600.00	71028
016-330-022-000	\$600.00	100%	\$600.00	71028
016-330-023-000	\$600.00	100%	\$600.00	71028
016-330-024-000	\$600.00	100%	\$600.00	71028
016-330-025-000	\$600.00	100%	\$600.00	71028
016-330-026-000	\$600.00	100%	\$600.00	71028
016-330-027-000	\$600.00	100%	\$600.00	71028

EXHIBIT A

PROPOSED SPECIAL TAX LEVY FOR FY 2014-15

Assessor's Parcel Number	Maximum Annual Special Tax	Special Tax Levy Rate	Proposed Special Tax Levy	Tax Rate Area
016-330-028-000	\$600.00	100%	\$600.00	71028
016-330-029-000	\$600.00	100%	\$600.00	71028
016-330-030-000	\$600.00	100%	\$600.00	71028
016-330-031-000	\$600.00	100%	\$600.00	71028
016-330-032-000	\$600.00	100%	\$600.00	71028
016-330-033-000	\$600.00	100%	\$600.00	71028
016-330-034-000	\$600.00	100%	\$600.00	71028
016-330-035-000	\$600.00	100%	\$600.00	71028
016-330-036-000	\$600.00	100%	\$600.00	71028
016-330-037-000	\$600.00	100%	\$600.00	71028
016-330-038-000	\$600.00	100%	\$600.00	71028
016-330-039-000	\$600.00	100%	\$600.00	71028
016-330-040-000	\$600.00	100%	\$600.00	71028
016-330-041-000	\$600.00	100%	\$600.00	71028
016-330-042-000	\$600.00	100%	\$600.00	71028
016-330-043-000	\$600.00	100%	\$600.00	71028
016-330-044-000	\$600.00	100%	\$600.00	71028
016-330-045-000	\$600.00	100%	\$600.00	71028
016-330-046-000	\$600.00	100%	\$600.00	71028
016-330-047-000	\$600.00	100%	\$600.00	71028
016-330-048-000	\$600.00	100%	\$600.00	71028
016-340-001-000	\$600.00	100%	\$600.00	71028
016-340-002-000	\$600.00	100%	\$600.00	71028
016-340-003-000	\$600.00	100%	\$600.00	71028
016-340-004-000	\$600.00	100%	\$600.00	71028
016-340-005-000	\$600.00	100%	\$600.00	71028
016-340-006-000	\$600.00	100%	\$600.00	71028
016-340-007-000	\$600.00	100%	\$600.00	71028
016-340-008-000	\$600.00	100%	\$600.00	71028
016-340-009-000	\$600.00	100%	\$600.00	71028
016-340-010-000	\$600.00	100%	\$600.00	71028
016-340-011-000	\$600.00	100%	\$600.00	71028
016-340-012-000	\$600.00	100%	\$600.00	71028
016-340-013-000	\$600.00	100%	\$600.00	71028
016-340-014-000	\$600.00	100%	\$600.00	71028
016-340-015-000	\$600.00	100%	\$600.00	71028
016-340-016-000	\$600.00	100%	\$600.00	71028
016-340-017-000	\$600.00	100%	\$600.00	71028
016-340-018-000	\$600.00	100%	\$600.00	71028
016-340-019-000	\$600.00	100%	\$600.00	71028
016-340-021-000	\$600.00	100%	\$600.00	71028
016-340-022-000	\$600.00	100%	\$600.00	71028
016-340-023-000	\$600.00	100%	\$600.00	71028

EXHIBIT A

PROPOSED SPECIAL TAX LEVY FOR FY 2014-15

Assessor's Parcel Number	Maximum Annual Special Tax	Special Tax Levy Rate	Proposed Special Tax Levy	Tax Rate Area
016-340-024-000	\$600.00	100%	\$600.00	71028
016-340-025-000	\$600.00	100%	\$600.00	71028
016-340-026-000	\$600.00	100%	\$600.00	71028
016-340-027-000	\$600.00	100%	\$600.00	71028
016-340-028-000	\$600.00	100%	\$600.00	71028
016-340-029-000	\$600.00	100%	\$600.00	71028
016-340-030-000	\$600.00	100%	\$600.00	71028
016-340-031-000	\$600.00	100%	\$600.00	71028
016-340-032-000	\$600.00	100%	\$600.00	71028
016-340-033-000	\$600.00	100%	\$600.00	71028
016-340-034-000	\$600.00	100%	\$600.00	71028
016-340-035-000	\$600.00	100%	\$600.00	71028
016-340-036-000	\$600.00	100%	\$600.00	71028
016-340-037-000	\$600.00	100%	\$600.00	71028
016-340-038-000	\$600.00	100%	\$600.00	71028
016-340-039-000	\$600.00	100%	\$600.00	71028
016-340-040-000	\$600.00	100%	\$600.00	71028
016-340-041-000	\$600.00	100%	\$600.00	71024
016-340-042-000	\$600.00	100%	\$600.00	71028
016-340-043-000	\$600.00	100%	\$600.00	71028
016-340-044-000	\$600.00	100%	\$600.00	71028
016-340-045-000	\$600.00	100%	\$600.00	71028
016-340-046-000	\$600.00	100%	\$600.00	71028
016-340-047-000	\$600.00	100%	\$600.00	71028
016-340-048-000	\$600.00	100%	\$600.00	71028
016-340-049-000	\$600.00	100%	\$600.00	71028
016-340-050-000	\$600.00	100%	\$600.00	71028
016-340-051-000	\$600.00	100%	\$600.00	71028
016-340-052-000	\$600.00	100%	\$600.00	71028
016-340-053-000	\$600.00	100%	\$600.00	71028
016-340-054-000	\$600.00	100%	\$600.00	71028
016-340-055-000	\$600.00	100%	\$600.00	71028
016-340-056-000	\$600.00	100%	\$600.00	71028
016-340-057-000	\$600.00	100%	\$600.00	71028
016-340-058-000	\$600.00	100%	\$600.00	71028
016-340-059-000	\$600.00	100%	\$600.00	71028
016-340-060-000	\$600.00	100%	\$600.00	71028
016-340-061-000	\$600.00	100%	\$600.00	71028
016-340-062-000	\$600.00	100%	\$600.00	71028
016-340-063-000	\$600.00	100%	\$600.00	71028
016-340-064-000	\$600.00	100%	\$600.00	71028
016-360-001-000	\$600.00	100%	\$600.00	71020
016-360-002-000	\$600.00	100%	\$600.00	71020

EXHIBIT A**PROPOSED SPECIAL TAX LEVY FOR FY 2014-15**

Assessor's Parcel Number	Maximum Annual Special Tax	Special Tax Levy Rate	Proposed Special Tax Levy	Tax Rate Area
016-360-003-000	\$600.00	100%	\$600.00	71020
016-360-004-000	\$600.00	100%	\$600.00	71020
016-360-005-000	\$600.00	100%	\$600.00	71020
016-360-006-000	\$600.00	100%	\$600.00	71020
016-360-007-000	\$600.00	100%	\$600.00	71020
016-360-008-000	\$600.00	100%	\$600.00	71020
016-360-009-000	\$600.00	100%	\$600.00	71020
016-360-010-000	\$600.00	100%	\$600.00	71020
016-360-011-000	\$600.00	100%	\$600.00	71020
016-360-012-000	\$600.00	100%	\$600.00	71020
016-360-013-000	\$600.00	100%	\$600.00	71020
016-360-014-000	\$600.00	100%	\$600.00	71020
016-360-015-000	\$600.00	100%	\$600.00	71020
016-360-016-000	\$600.00	100%	\$600.00	71020
016-360-017-000	\$600.00	100%	\$600.00	71020
016-360-018-000	\$600.00	100%	\$600.00	71020
016-360-019-000	\$600.00	100%	\$600.00	71020
016-360-020-000	\$600.00	100%	\$600.00	71020
016-360-021-000	\$600.00	100%	\$600.00	71020
016-360-022-000	\$600.00	100%	\$600.00	71020
016-360-023-000	\$600.00	100%	\$600.00	71020
016-360-024-000	\$600.00	100%	\$600.00	71020
016-360-025-000	\$600.00	100%	\$600.00	71020
016-360-026-000	\$600.00	100%	\$600.00	71020
016-360-027-000	\$600.00	100%	\$600.00	71020
016-360-028-000	\$600.00	100%	\$600.00	71020
016-360-029-000	\$600.00	100%	\$600.00	71020
016-360-030-000	\$600.00	100%	\$600.00	71020
016-360-031-000	\$600.00	100%	\$600.00	71020
016-360-032-000	\$600.00	100%	\$600.00	71020
016-360-033-000	\$600.00	100%	\$600.00	71020
016-360-034-000	\$600.00	100%	\$600.00	71020
016-360-035-000	\$600.00	100%	\$600.00	71020
016-360-036-000	\$600.00	100%	\$600.00	71020
016-360-037-000	\$600.00	100%	\$600.00	71020
016-360-038-000	\$600.00	100%	\$600.00	71020
016-360-039-000	\$600.00	100%	\$600.00	71020
016-370-001-000	\$600.00	100%	\$600.00	71020
016-370-002-000	\$600.00	100%	\$600.00	71020
016-370-003-000	\$600.00	100%	\$600.00	71020
016-370-004-000	\$600.00	100%	\$600.00	71020
016-370-005-000	\$600.00	100%	\$600.00	71020
016-370-006-000	\$600.00	100%	\$600.00	71020

EXHIBIT A

PROPOSED SPECIAL TAX LEVY FOR FY 2014-15

Assessor's Parcel Number	Maximum Annual Special Tax	Special Tax Levy Rate	Proposed Special Tax Levy	Tax Rate Area
016-370-007-000	\$600.00	100%	\$600.00	71020
016-370-008-000	\$600.00	100%	\$600.00	71020
016-370-009-000	\$600.00	100%	\$600.00	71020
016-370-010-000	\$600.00	100%	\$600.00	71020
016-370-011-000	\$600.00	100%	\$600.00	71020
016-370-012-000	\$600.00	100%	\$600.00	71020
016-370-013-000	\$600.00	100%	\$600.00	71020
016-370-014-000	\$600.00	100%	\$600.00	71020
016-370-015-000	\$600.00	100%	\$600.00	71020
016-370-016-000	\$600.00	100%	\$600.00	71020
016-370-017-000	\$600.00	100%	\$600.00	71020
016-370-018-000	\$600.00	100%	\$600.00	71020
016-370-019-000	\$600.00	100%	\$600.00	71020
016-370-020-000	\$600.00	100%	\$600.00	71020
016-370-021-000	\$600.00	100%	\$600.00	71020
016-370-022-000	\$600.00	100%	\$600.00	71020
016-370-023-000	\$600.00	100%	\$600.00	71020
016-370-024-000	\$600.00	100%	\$600.00	71020
016-370-025-000	\$600.00	100%	\$600.00	71020
016-370-026-000	\$600.00	100%	\$600.00	71020
016-370-027-000	\$600.00	100%	\$600.00	71020
016-370-028-000	\$600.00	100%	\$600.00	71020
016-370-029-000	\$600.00	100%	\$600.00	71020
016-370-030-000	\$600.00	100%	\$600.00	71020
016-370-031-000	\$600.00	100%	\$600.00	71020
016-370-032-000	\$600.00	100%	\$600.00	71020
016-370-033-000	\$600.00	100%	\$600.00	71020
016-370-034-000	\$600.00	100%	\$600.00	71020
016-370-035-000	\$600.00	100%	\$600.00	71020
016-380-001-000	\$600.00	100%	\$600.00	71020
016-380-002-000	\$600.00	100%	\$600.00	71020
016-380-003-000	\$600.00	100%	\$600.00	71020
016-380-004-000	\$600.00	100%	\$600.00	71020
016-380-005-000	\$600.00	100%	\$600.00	71020
016-380-006-000	\$600.00	100%	\$600.00	71020
016-380-007-000	\$600.00	100%	\$600.00	71020
016-380-008-000	\$600.00	100%	\$600.00	71020
016-380-009-000	\$600.00	100%	\$600.00	71020
016-380-010-000	\$600.00	100%	\$600.00	71020
016-380-011-000	\$600.00	100%	\$600.00	71020
016-380-012-000	\$600.00	100%	\$600.00	71020
016-380-013-000	\$600.00	100%	\$600.00	71020
016-380-014-000	\$600.00	100%	\$600.00	71020

PROPOSED SPECIAL TAX LEVY FOR FY 2014-15

Assessor's Parcel Number	Maximum Annual Special Tax	Special Tax Levy Rate	Proposed Special Tax Levy	Tax Rate Area
016-380-015-000	\$600.00	100%	\$600.00	71020
016-380-016-000	\$600.00	100%	\$600.00	71020
016-380-017-000	\$600.00	100%	\$600.00	71020
016-380-018-000	\$600.00	100%	\$600.00	71020
016-380-019-000	\$600.00	100%	\$600.00	71020
016-380-020-000	\$600.00	100%	\$600.00	71020
016-380-021-000	\$600.00	100%	\$600.00	71020
016-380-022-000	\$600.00	100%	\$600.00	71020
016-380-023-000	\$600.00	100%	\$600.00	71020
016-380-024-000	\$600.00	100%	\$600.00	71020
016-380-025-000	\$600.00	100%	\$600.00	71020
016-380-026-000	\$600.00	100%	\$600.00	71020
016-380-027-000	\$600.00	100%	\$600.00	71020
016-380-028-000	\$600.00	100%	\$600.00	71020
016-380-029-000	\$600.00	100%	\$600.00	71020
016-380-030-000	\$600.00	100%	\$600.00	71020
016-380-031-000	\$600.00	100%	\$600.00	71020
016-380-032-000	\$600.00	100%	\$600.00	71020
016-390-001-000	\$600.00	100%	\$600.00	71020
016-390-002-000	\$600.00	100%	\$600.00	71020
016-390-003-000	\$600.00	100%	\$600.00	71020
016-390-004-000	\$600.00	100%	\$600.00	71020
016-390-005-000	\$600.00	100%	\$600.00	71020
016-390-006-000	\$600.00	100%	\$600.00	71020
016-390-007-000	\$600.00	100%	\$600.00	71020
016-390-008-000	\$600.00	100%	\$600.00	71020
016-390-009-000	\$600.00	100%	\$600.00	71020
016-390-010-000	\$600.00	100%	\$600.00	71020
016-390-011-000	\$600.00	100%	\$600.00	71020
016-390-012-000	\$600.00	100%	\$600.00	71020
016-390-013-000	\$600.00	100%	\$600.00	71020
016-390-014-000	\$600.00	100%	\$600.00	71020
016-390-015-000	\$600.00	100%	\$600.00	71020
016-390-016-000	\$600.00	100%	\$600.00	71020
016-390-017-000	\$600.00	100%	\$600.00	71020
016-390-018-000	\$600.00	100%	\$600.00	71020
016-390-019-000	\$600.00	100%	\$600.00	71020
016-390-020-000	\$600.00	100%	\$600.00	71020
016-390-021-000	\$600.00	100%	\$600.00	71020
016-390-022-000	\$600.00	100%	\$600.00	71020
016-390-023-000	\$600.00	100%	\$600.00	71020
016-390-024-000	\$600.00	100%	\$600.00	71020
016-390-025-000	\$600.00	100%	\$600.00	71020

EXHIBIT A

PROPOSED SPECIAL TAX LEVY FOR FY 2014-15

Assessor's Parcel Number	Maximum Annual Special Tax	Special Tax Levy Rate	Proposed Special Tax Levy	Tax Rate Area
016-390-026-000	\$600.00	100%	\$600.00	71020
016-390-027-000	\$600.00	100%	\$600.00	71020
016-390-028-000	\$600.00	100%	\$600.00	71020
016-390-029-000	\$600.00	100%	\$600.00	71020
016-390-030-000	\$600.00	100%	\$600.00	71020
016-390-031-000	\$600.00	100%	\$600.00	71020
016-390-032-000	\$600.00	100%	\$600.00	71020
016-390-033-000	\$600.00	100%	\$600.00	71020
016-390-034-000	\$600.00	100%	\$600.00	71020
016-390-035-000	\$600.00	100%	\$600.00	71020
016-390-036-000	\$600.00	100%	\$600.00	71020
016-390-037-000	\$600.00	100%	\$600.00	71020
016-390-038-000	\$600.00	100%	\$600.00	71020
016-390-039-000	\$600.00	100%	\$600.00	71020
016-390-040-000	\$600.00	100%	\$600.00	71020
016-390-041-000	\$600.00	100%	\$600.00	71020
016-390-042-000	\$600.00	100%	\$600.00	71020
016-390-043-000	\$600.00	100%	\$600.00	71020
016-390-044-000	\$600.00	100%	\$600.00	71020
016-400-001-000	\$600.00	100%	\$600.00	71020
016-400-002-000	\$600.00	100%	\$600.00	71020
016-400-003-000	\$600.00	100%	\$600.00	71020
016-400-004-000	\$600.00	100%	\$600.00	71020
016-400-005-000	\$600.00	100%	\$600.00	71020
016-400-006-000	\$600.00	100%	\$600.00	71020
016-400-007-000	\$600.00	100%	\$600.00	71020
016-400-008-000	\$600.00	100%	\$600.00	71020
016-400-009-000	\$600.00	100%	\$600.00	71020
016-400-010-000	\$600.00	100%	\$600.00	71020
016-400-011-000	\$600.00	100%	\$600.00	71020
016-400-012-000	\$600.00	100%	\$600.00	71020
016-400-013-000	\$600.00	100%	\$600.00	71020
016-400-014-000	\$600.00	100%	\$600.00	71020
016-400-015-000	\$600.00	100%	\$600.00	71020
016-400-016-000	\$600.00	100%	\$600.00	71020
016-400-017-000	\$600.00	100%	\$600.00	71020
016-400-018-000	\$600.00	100%	\$600.00	71020
016-400-019-000	\$600.00	100%	\$600.00	71020
016-400-020-000	\$600.00	100%	\$600.00	71020
016-400-021-000	\$600.00	100%	\$600.00	71020
016-400-022-000	\$600.00	100%	\$600.00	71020
016-400-023-000	\$600.00	100%	\$600.00	71020
016-400-024-000	\$600.00	100%	\$600.00	71020

EXHIBIT A

PROPOSED SPECIAL TAX LEVY FOR FY 2014-15

Assessor's Parcel Number	Maximum Annual Special Tax	Special Tax Levy Rate	Proposed Special Tax Levy	Tax Rate Area
016-400-025-000	\$600.00	100%	\$600.00	71020
016-400-026-000	\$600.00	100%	\$600.00	71020
016-400-027-000	\$600.00	100%	\$600.00	71020
016-400-028-000	\$600.00	100%	\$600.00	71020
016-400-029-000	\$600.00	100%	\$600.00	71020
016-400-030-000	\$600.00	100%	\$600.00	71020
016-400-031-000	\$600.00	100%	\$600.00	71020
016-400-032-000	\$600.00	100%	\$600.00	71020
016-400-033-000	\$600.00	100%	\$600.00	71020
016-400-034-000	\$600.00	100%	\$600.00	71020
016-400-035-000	\$600.00	100%	\$600.00	71020
016-400-037-000	\$600.00	100%	\$600.00	71020
016-400-038-000	\$600.00	100%	\$600.00	71020
016-400-039-000	\$600.00	100%	\$600.00	71020
016-400-040-000	\$600.00	100%	\$600.00	71020
016-400-041-000	\$600.00	100%	\$600.00	71020
016-400-042-000	\$600.00	100%	\$600.00	71020
016-410-001-000	\$600.00	100%	\$600.00	71020
016-410-002-000	\$600.00	100%	\$600.00	71020
016-410-003-000	\$600.00	100%	\$600.00	71020
016-410-004-000	\$600.00	100%	\$600.00	71020
016-410-005-000	\$600.00	100%	\$600.00	71020
016-410-006-000	\$600.00	100%	\$600.00	71020
016-410-007-000	\$600.00	100%	\$600.00	71020
016-410-008-000	\$600.00	100%	\$600.00	71020
016-410-009-000	\$600.00	100%	\$600.00	71020
016-410-010-000	\$600.00	100%	\$600.00	71020
016-410-011-000	\$600.00	100%	\$600.00	71020
016-410-012-000	\$600.00	100%	\$600.00	71020
016-410-013-000	\$600.00	100%	\$600.00	71020
016-410-014-000	\$600.00	100%	\$600.00	71020
016-410-015-000	\$600.00	100%	\$600.00	71020
016-410-016-000	\$600.00	100%	\$600.00	71020
016-410-017-000	\$600.00	100%	\$600.00	71020
016-410-018-000	\$600.00	100%	\$600.00	71020
016-410-019-000	\$600.00	100%	\$600.00	71020
016-410-020-000	\$600.00	100%	\$600.00	71020
016-410-021-000	\$600.00	100%	\$600.00	71020
016-410-022-000	\$600.00	100%	\$600.00	71020
016-410-023-000	\$600.00	100%	\$600.00	71020
016-410-024-000	\$600.00	100%	\$600.00	71020
016-410-025-000	\$600.00	100%	\$600.00	71020
016-410-026-000	\$600.00	100%	\$600.00	71020

EXHIBIT A

PROPOSED SPECIAL TAX LEVY FOR FY 2014-15

Assessor's Parcel Number	Maximum Annual Special Tax	Special Tax Levy Rate	Proposed Special Tax Levy	Tax Rate Area
016-410-027-000	\$600.00	100%	\$600.00	71020
016-410-028-000	\$600.00	100%	\$600.00	71020
016-410-029-000	\$600.00	100%	\$600.00	71020
016-410-030-000	\$600.00	100%	\$600.00	71020
016-410-031-000	\$600.00	100%	\$600.00	71020
016-410-032-000	\$600.00	100%	\$600.00	71020
016-410-033-000	\$600.00	100%	\$600.00	71020
016-410-034-000	\$600.00	100%	\$600.00	71020
016-410-035-000	\$600.00	100%	\$600.00	71020
016-410-036-000	\$600.00	100%	\$600.00	71020
016-420-001-000	\$600.00	100%	\$600.00	71028
016-420-002-000	\$600.00	100%	\$600.00	71028
016-420-003-000	\$600.00	100%	\$600.00	71028
016-420-004-000	\$600.00	100%	\$600.00	71028
016-420-005-000	\$600.00	100%	\$600.00	71028
016-420-006-000	\$600.00	100%	\$600.00	71028
016-420-007-000	\$600.00	100%	\$600.00	71028
016-420-008-000	\$600.00	100%	\$600.00	71028
016-420-009-000	\$600.00	100%	\$600.00	71028
016-420-010-000	\$600.00	100%	\$600.00	71028
016-420-011-000	\$600.00	100%	\$600.00	71028
016-420-012-000	\$600.00	100%	\$600.00	71028
016-420-013-000	\$600.00	100%	\$600.00	71028
016-420-014-000	\$600.00	100%	\$600.00	71028
016-420-015-000	\$600.00	100%	\$600.00	71028
016-420-016-000	\$600.00	100%	\$600.00	71028
016-420-017-000	\$600.00	100%	\$600.00	71028
016-420-018-000	\$600.00	100%	\$600.00	71028
016-420-019-000	\$600.00	100%	\$600.00	71028
016-420-020-000	\$600.00	100%	\$600.00	71028
016-420-021-000	\$600.00	100%	\$600.00	71028
016-420-022-000	\$600.00	100%	\$600.00	71028
016-420-023-000	\$600.00	100%	\$600.00	71028
016-420-024-000	\$600.00	100%	\$600.00	71028
016-420-025-000	\$600.00	100%	\$600.00	71028
016-420-026-000	\$600.00	100%	\$600.00	71028
016-420-027-000	\$600.00	100%	\$600.00	71028
016-420-028-000	\$600.00	100%	\$600.00	71028
016-420-029-000	\$600.00	100%	\$600.00	71028
016-420-030-000	\$600.00	100%	\$600.00	71028
016-420-031-000	\$600.00	100%	\$600.00	71028
016-420-032-000	\$600.00	100%	\$600.00	71028
016-420-033-000	\$600.00	100%	\$600.00	71028

EXHIBIT A

PROPOSED SPECIAL TAX LEVY FOR FY 2014-15

Assessor's Parcel Number	Maximum Annual Special Tax	Special Tax Levy Rate	Proposed Special Tax Levy	Tax Rate Area
016-420-034-000	\$600.00	100%	\$600.00	71028
016-420-035-000	\$600.00	100%	\$600.00	71028
016-420-036-000	\$600.00	100%	\$600.00	71028
016-420-037-000	\$600.00	100%	\$600.00	71028
016-420-038-000	\$600.00	100%	\$600.00	71028
016-420-039-000	\$600.00	100%	\$600.00	71028
016-420-040-000	\$600.00	100%	\$600.00	71028
016-420-041-000	\$600.00	100%	\$600.00	71028
016-430-001-000	\$600.00	100%	\$600.00	71028
016-430-002-000	\$600.00	100%	\$600.00	71028
016-430-003-000	\$600.00	100%	\$600.00	71028
016-430-004-000	\$600.00	100%	\$600.00	71028
016-430-005-000	\$600.00	100%	\$600.00	71028
016-430-006-000	\$600.00	100%	\$600.00	71028
016-430-007-000	\$600.00	100%	\$600.00	71028
016-430-008-000	\$600.00	100%	\$600.00	71028
016-430-009-000	\$600.00	100%	\$600.00	71028
016-430-010-000	\$600.00	100%	\$600.00	71028
016-430-011-000	\$600.00	100%	\$600.00	71028
016-430-012-000	\$600.00	100%	\$600.00	71028
016-430-013-000	\$600.00	100%	\$600.00	71028
016-430-014-000	\$600.00	100%	\$600.00	71028
016-430-015-000	\$600.00	100%	\$600.00	71028
016-430-016-000	\$600.00	100%	\$600.00	71028
016-430-017-000	\$600.00	100%	\$600.00	71028
016-430-018-000	\$600.00	100%	\$600.00	71028
016-430-019-000	\$600.00	100%	\$600.00	71028
016-430-020-000	\$600.00	100%	\$600.00	71028
016-430-021-000	\$600.00	100%	\$600.00	71028
016-430-022-000	\$600.00	100%	\$600.00	71028
016-430-023-000	\$600.00	100%	\$600.00	71028
016-430-024-000	\$600.00	100%	\$600.00	71028
016-430-025-000	\$600.00	100%	\$600.00	71028
016-440-001-000	\$600.00	100%	\$600.00	71028
016-440-002-000	\$600.00	100%	\$600.00	71028
016-440-003-000	\$600.00	100%	\$600.00	71028
016-440-004-000	\$600.00	100%	\$600.00	71028
016-440-005-000	\$600.00	100%	\$600.00	71028
016-440-006-000	\$600.00	100%	\$600.00	71028
016-440-007-000	\$600.00	100%	\$600.00	71028
016-440-008-000	\$600.00	100%	\$600.00	71028
016-440-010-000	\$600.00	100%	\$600.00	71028
016-440-011-000	\$600.00	100%	\$600.00	71028

EXHIBIT A**PROPOSED SPECIAL TAX LEVY FOR FY 2014-15**

Assessor's Parcel Number	Maximum Annual Special Tax	Special Tax Levy Rate	Proposed Special Tax Levy	Tax Rate Area
016-440-012-000	\$600.00	100%	\$600.00	71028
016-440-013-000	\$600.00	100%	\$600.00	71028
016-440-014-000	\$600.00	100%	\$600.00	71028
016-440-015-000	\$600.00	100%	\$600.00	71028
016-440-016-000	\$600.00	100%	\$600.00	71028
016-440-017-000	\$600.00	100%	\$600.00	71028
016-440-018-000	\$600.00	100%	\$600.00	71028
016-440-019-000	\$600.00	100%	\$600.00	71028
016-440-020-000	\$600.00	100%	\$600.00	71028
016-440-021-000	\$600.00	100%	\$600.00	71028
016-440-022-000	\$600.00	100%	\$600.00	71028
016-440-023-000	\$600.00	100%	\$600.00	71028
016-440-024-000	\$600.00	100%	\$600.00	71028
016-440-025-000	\$600.00	100%	\$600.00	71028
016-440-026-000	\$600.00	100%	\$600.00	71028
016-440-027-000	\$600.00	100%	\$600.00	71028
016-450-001-000	\$600.00	100%	\$600.00	71028
016-450-002-000	\$600.00	100%	\$600.00	71028
016-450-003-000	\$600.00	100%	\$600.00	71028
016-450-004-000	\$600.00	100%	\$600.00	71028
016-450-005-000	\$600.00	100%	\$600.00	71028
016-450-006-000	\$600.00	100%	\$600.00	71028
016-450-007-000	\$600.00	100%	\$600.00	71028
016-450-008-000	\$600.00	100%	\$600.00	71028
016-450-009-000	\$600.00	100%	\$600.00	71028
016-450-010-000	\$600.00	100%	\$600.00	71028
016-450-011-000	\$600.00	100%	\$600.00	71028
016-450-012-000	\$600.00	100%	\$600.00	71028
016-450-013-000	\$600.00	100%	\$600.00	71028
016-450-014-000	\$600.00	100%	\$600.00	71028
016-450-015-000	\$600.00	100%	\$600.00	71028
016-450-016-000	\$600.00	100%	\$600.00	71028
016-450-017-000	\$600.00	100%	\$600.00	71028
016-450-018-000	\$600.00	100%	\$600.00	71028
016-450-019-000	\$600.00	100%	\$600.00	71028
016-450-020-000	\$600.00	100%	\$600.00	71028
016-450-021-000	\$600.00	100%	\$600.00	71028
016-450-022-000	\$600.00	100%	\$600.00	71028
016-450-023-000	\$600.00	100%	\$600.00	71028
016-450-024-000	\$600.00	100%	\$600.00	71028
016-450-025-000	\$600.00	100%	\$600.00	71028
016-450-026-000	\$600.00	100%	\$600.00	71028
016-450-027-000	\$600.00	100%	\$600.00	71028

EXHIBIT A

PROPOSED SPECIAL TAX LEVY FOR FY 2014-15

Assessor's Parcel Number	Maximum Annual Special Tax	Special Tax Levy Rate	Proposed Special Tax Levy	Tax Rate Area
016-450-028-000	\$600.00	100%	\$600.00	71028
016-450-029-000	\$600.00	100%	\$600.00	71028
016-460-001-000	\$600.00	100%	\$600.00	71020
016-460-002-000	\$600.00	100%	\$600.00	71020
016-460-003-000	\$600.00	100%	\$600.00	71020
016-460-004-000	\$600.00	100%	\$600.00	71020
016-460-005-000	\$600.00	100%	\$600.00	71020
016-460-006-000	\$600.00	100%	\$600.00	71020
016-460-007-000	\$600.00	100%	\$600.00	71020
016-460-008-000	\$600.00	100%	\$600.00	71020
016-460-009-000	\$600.00	100%	\$600.00	71020
016-460-010-000	\$600.00	100%	\$600.00	71020
016-460-011-000	\$600.00	100%	\$600.00	71020
016-460-012-000	\$600.00	100%	\$600.00	71020
016-460-013-000	\$600.00	100%	\$600.00	71020
016-460-014-000	\$600.00	100%	\$600.00	71020
016-460-015-000	\$600.00	100%	\$600.00	71020
016-460-016-000	\$600.00	100%	\$600.00	71020
016-460-017-000	\$600.00	100%	\$600.00	71020
016-460-018-000	\$600.00	100%	\$600.00	71020
016-460-019-000	\$600.00	100%	\$600.00	71020
016-460-020-000	\$600.00	100%	\$600.00	71020
016-460-021-000	\$600.00	100%	\$600.00	71020
016-460-022-000	\$600.00	100%	\$600.00	71020
016-460-023-000	\$600.00	100%	\$600.00	71020
016-460-024-000	\$600.00	100%	\$600.00	71020
016-460-025-000	\$600.00	100%	\$600.00	71020
016-460-026-000	\$600.00	100%	\$600.00	71020
016-460-027-000	\$600.00	100%	\$600.00	71020
016-460-028-000	\$600.00	100%	\$600.00	71020
016-460-029-000	\$600.00	100%	\$600.00	71020
016-460-030-000	\$600.00	100%	\$600.00	71020
016-460-031-000	\$600.00	100%	\$600.00	71020
016-460-032-000	\$600.00	100%	\$600.00	71020
016-460-033-000	\$600.00	100%	\$600.00	71020
016-460-034-000	\$600.00	100%	\$600.00	71020
016-460-035-000	\$600.00	100%	\$600.00	71020
016-460-036-000	\$600.00	100%	\$600.00	71020
016-460-037-000	\$600.00	100%	\$600.00	71020
016-460-038-000	\$600.00	100%	\$600.00	71020
016-460-039-000	\$600.00	100%	\$600.00	71020
016-460-040-000	\$600.00	100%	\$600.00	71020
016-460-041-000	\$600.00	100%	\$600.00	71020

EXHIBIT A

PROPOSED SPECIAL TAX LEVY FOR FY 2014-15

Assessor's Parcel Number	Maximum Annual Special Tax	Special Tax Levy Rate	Proposed Special Tax Levy	Tax Rate Area
016-460-042-000	\$600.00	100%	\$600.00	71020
016-460-043-000	\$600.00	100%	\$600.00	71020
016-460-044-000	\$600.00	100%	\$600.00	71020
016-460-045-000	\$600.00	100%	\$600.00	71020
016-460-046-000	\$600.00	100%	\$600.00	71020
016-460-047-000	\$600.00	100%	\$600.00	71020
016-460-048-000	\$600.00	100%	\$600.00	71020
016-460-049-000	\$600.00	100%	\$600.00	71020
016-460-050-000	\$600.00	100%	\$600.00	71020
016-460-051-000	\$600.00	100%	\$600.00	71020
016-460-052-000	\$600.00	100%	\$600.00	71020
016-460-053-000	\$600.00	100%	\$600.00	71020
016-460-054-000	\$600.00	100%	\$600.00	71020
016-460-055-000	\$600.00	100%	\$600.00	71020
016-460-056-000	\$600.00	100%	\$600.00	71020
016-460-057-000	\$600.00	100%	\$600.00	71020
016-460-058-000	\$600.00	100%	\$600.00	71020
016-460-059-000	\$600.00	100%	\$600.00	71020
016-460-060-000	\$600.00	100%	\$600.00	71020
016-460-061-000	\$600.00	100%	\$600.00	71020
016-460-062-000	\$600.00	100%	\$600.00	71020
016-460-063-000	\$600.00	100%	\$600.00	71020
016-460-064-000	\$600.00	100%	\$600.00	71020
016-460-065-000	\$600.00	100%	\$600.00	71020
016-460-066-000	\$600.00	100%	\$600.00	71020
016-460-067-000	\$600.00	100%	\$600.00	71020
016-460-068-000	\$600.00	100%	\$600.00	71020
016-460-069-000	\$600.00	100%	\$600.00	71020
016-460-070-000	\$600.00	100%	\$600.00	71020
016-460-071-000	\$600.00	100%	\$600.00	71020
016-470-001-000	\$600.00	100%	\$600.00	71020
016-470-002-000	\$600.00	100%	\$600.00	71020
016-470-003-000	\$600.00	100%	\$600.00	71020
016-470-004-000	\$600.00	100%	\$600.00	71020
016-470-005-000	\$600.00	100%	\$600.00	71020
016-470-006-000	\$600.00	100%	\$600.00	71020
016-470-007-000	\$600.00	100%	\$600.00	71020
016-470-008-000	\$600.00	100%	\$600.00	71020
016-470-009-000	\$600.00	100%	\$600.00	71020
016-470-010-000	\$600.00	100%	\$600.00	71020
016-470-011-000	\$600.00	100%	\$600.00	71020
016-470-012-000	\$600.00	100%	\$600.00	71020
016-470-013-000	\$600.00	100%	\$600.00	71020

EXHIBIT A**PROPOSED SPECIAL TAX LEVY FOR FY 2014-15**

Assessor's Parcel Number	Maximum Annual Special Tax	Special Tax Levy Rate	Proposed Special Tax Levy	Tax Rate Area
016-470-014-000	\$600.00	100%	\$600.00	71020
016-470-016-000	\$600.00	100%	\$600.00	71020
016-470-017-000	\$600.00	100%	\$600.00	71020
016-470-018-000	\$600.00	100%	\$600.00	71020
016-470-019-000	\$600.00	100%	\$600.00	71020
016-470-020-000	\$600.00	100%	\$600.00	71020
016-470-021-000	\$600.00	100%	\$600.00	71020
016-470-022-000	\$600.00	100%	\$600.00	71020
016-470-023-000	\$600.00	100%	\$600.00	71020
016-470-024-000	\$600.00	100%	\$600.00	71020
016-470-025-000	\$600.00	100%	\$600.00	71020
016-470-026-000	\$600.00	100%	\$600.00	71020
016-470-027-000	\$600.00	100%	\$600.00	71020
016-470-028-000	\$600.00	100%	\$600.00	71020
016-470-029-000	\$600.00	100%	\$600.00	71020
016-470-030-000	\$600.00	100%	\$600.00	71020
016-470-031-000	\$600.00	100%	\$600.00	71020
016-470-032-000	\$600.00	100%	\$600.00	71020
016-470-033-000	\$600.00	100%	\$600.00	71020
016-470-034-000	\$600.00	100%	\$600.00	71020
016-470-035-000	\$600.00	100%	\$600.00	71020
016-470-036-000	\$600.00	100%	\$600.00	71020
016-470-037-000	\$600.00	100%	\$600.00	71020
016-470-038-000	\$600.00	100%	\$600.00	71020
016-470-039-000	\$600.00	100%	\$600.00	71020
016-470-040-000	\$600.00	100%	\$600.00	71020
016-470-041-000	\$600.00	100%	\$600.00	71020
016-470-042-000	\$600.00	100%	\$600.00	71020
016-470-043-000	\$600.00	100%	\$600.00	71020
016-470-045-000	\$600.00	100%	\$600.00	71020
016-470-046-000	\$600.00	100%	\$600.00	71020
016-470-047-000	\$600.00	100%	\$600.00	71020
016-470-048-000	\$600.00	100%	\$600.00	71020
016-470-049-000	\$600.00	100%	\$600.00	71020
016-480-001-000	\$600.00	100%	\$600.00	71020
016-480-002-000	\$600.00	100%	\$600.00	71020
016-480-003-000	\$600.00	100%	\$600.00	71020
016-480-004-000	\$600.00	100%	\$600.00	71020
016-480-005-000	\$600.00	100%	\$600.00	71020
016-480-006-000	\$600.00	100%	\$600.00	71020
016-480-007-000	\$600.00	100%	\$600.00	71020
016-480-008-000	\$600.00	100%	\$600.00	71020
016-480-009-000	\$600.00	100%	\$600.00	71020

EXHIBIT A

PROPOSED SPECIAL TAX LEVY FOR FY 2014-15

Assessor's Parcel Number	Maximum Annual Special Tax	Special Tax Levy Rate	Proposed Special Tax Levy	Tax Rate Area
016-480-010-000	\$600.00	100%	\$600.00	71020
016-480-011-000	\$600.00	100%	\$600.00	71020
016-480-012-000	\$600.00	100%	\$600.00	71020
016-480-013-000	\$600.00	100%	\$600.00	71020
016-480-014-000	\$600.00	100%	\$600.00	71020
016-480-015-000	\$600.00	100%	\$600.00	71020
016-480-016-000	\$600.00	100%	\$600.00	71020
016-480-017-000	\$600.00	100%	\$600.00	71020
016-480-018-000	\$600.00	100%	\$600.00	71020
016-480-019-000	\$600.00	100%	\$600.00	71020
016-480-020-000	\$600.00	100%	\$600.00	71020
016-480-021-000	\$600.00	100%	\$600.00	71020
016-480-022-000	\$600.00	100%	\$600.00	71020
016-480-023-000	\$600.00	100%	\$600.00	71020
016-480-024-000	\$600.00	100%	\$600.00	71020
016-480-025-000	\$600.00	100%	\$600.00	71020
016-480-026-000	\$600.00	100%	\$600.00	71020
016-480-027-000	\$600.00	100%	\$600.00	71020
016-480-028-000	\$600.00	100%	\$600.00	71020
016-480-029-000	\$600.00	100%	\$600.00	71020
016-480-030-000	\$600.00	100%	\$600.00	71020
016-480-031-000	\$600.00	100%	\$600.00	71020
016-480-032-000	\$600.00	100%	\$600.00	71020
016-480-033-000	\$600.00	100%	\$600.00	71020
016-480-034-000	\$600.00	100%	\$600.00	71020
016-480-035-000	\$600.00	100%	\$600.00	71020
016-480-036-000	\$600.00	100%	\$600.00	71020
016-480-037-000	\$600.00	100%	\$600.00	71020
016-480-038-000	\$600.00	100%	\$600.00	71020
016-480-039-000	\$600.00	100%	\$600.00	71020
016-480-040-000	\$600.00	100%	\$600.00	71020
016-480-041-000	\$600.00	100%	\$600.00	71020
016-480-042-000	\$600.00	100%	\$600.00	71020
016-480-043-000	\$600.00	100%	\$600.00	71020
016-480-044-000	\$600.00	100%	\$600.00	71020
016-480-045-000	\$600.00	100%	\$600.00	71020
016-480-046-000	\$600.00	100%	\$600.00	71020
016-480-047-000	\$600.00	100%	\$600.00	71020
016-560-001-000	\$600.00	100%	\$600.00	71020
016-560-002-000	\$600.00	100%	\$600.00	71020
016-560-003-000	\$600.00	100%	\$600.00	71020
016-560-004-000	\$600.00	100%	\$600.00	71020
016-560-005-000	\$600.00	100%	\$600.00	71020

EXHIBIT A**PROPOSED SPECIAL TAX LEVY FOR FY 2014-15**

Assessor's Parcel Number	Maximum Annual Special Tax	Special Tax Levy Rate	Proposed Special Tax Levy	Tax Rate Area
016-560-006-000	\$600.00	100%	\$600.00	71020
016-560-007-000	\$600.00	100%	\$600.00	71020
016-560-008-000	\$600.00	100%	\$600.00	71020
016-560-009-000	\$600.00	100%	\$600.00	71020
016-560-010-000	\$600.00	100%	\$600.00	71020
016-560-011-000	\$600.00	100%	\$600.00	71020
016-560-012-000	\$600.00	100%	\$600.00	71020
016-560-013-000	\$600.00	100%	\$600.00	71020
016-560-014-000	\$600.00	100%	\$600.00	71020
016-560-015-000	\$600.00	100%	\$600.00	71020
016-560-016-000	\$600.00	100%	\$600.00	71020
016-560-017-000	\$600.00	100%	\$600.00	71020
016-560-018-000	\$600.00	100%	\$600.00	71020
016-560-019-000	\$600.00	100%	\$600.00	71020
016-560-020-000	\$600.00	100%	\$600.00	71020
016-560-021-000	\$600.00	100%	\$600.00	71020
016-560-022-000	\$600.00	100%	\$600.00	71020
016-560-023-000	\$600.00	100%	\$600.00	71020
016-560-024-000	\$600.00	100%	\$600.00	71020
016-560-025-000	\$600.00	100%	\$600.00	71020
016-560-026-000	\$600.00	100%	\$600.00	71020
016-560-027-000	\$600.00	100%	\$600.00	71020
016-560-028-000	\$600.00	100%	\$600.00	71020
016-560-029-000	\$600.00	100%	\$600.00	71020
016-560-030-000	\$600.00	100%	\$600.00	71020
016-560-031-000	\$600.00	100%	\$600.00	71020
016-560-032-000	\$600.00	100%	\$600.00	71020
016-560-033-000	\$600.00	100%	\$600.00	71020
016-560-034-000	\$600.00	100%	\$600.00	71020
016-560-035-000	\$600.00	100%	\$600.00	71020
016-560-036-000	\$600.00	100%	\$600.00	71020
016-560-037-000	\$600.00	100%	\$600.00	71020
016-560-038-000	\$600.00	100%	\$600.00	71020
016-571-001-000	\$600.00	100%	\$600.00	71020
016-571-002-000	\$600.00	100%	\$600.00	71020
016-571-003-000	\$600.00	100%	\$600.00	71020
016-571-004-000	\$600.00	100%	\$600.00	71020
016-571-005-000	\$600.00	100%	\$600.00	71020
016-571-006-000	\$600.00	100%	\$600.00	71020
016-571-007-000	\$600.00	100%	\$600.00	71020
016-571-008-000	\$600.00	100%	\$600.00	71020
016-571-009-000	\$600.00	100%	\$600.00	71020
016-571-010-000	\$600.00	100%	\$600.00	71020

EXHIBIT A**PROPOSED SPECIAL TAX LEVY FOR FY 2014-15**

Assessor's Parcel Number	Maximum Annual Special Tax	Special Tax Levy Rate	Proposed Special Tax Levy	Tax Rate Area
016-571-011-000	\$600.00	100%	\$600.00	71020
016-571-012-000	\$600.00	100%	\$600.00	71020
016-571-013-000	\$600.00	100%	\$600.00	71020
016-572-001-000	\$600.00	100%	\$600.00	71020
016-572-002-000	\$600.00	100%	\$600.00	71020
016-572-003-000	\$600.00	100%	\$600.00	71020
016-572-004-000	\$600.00	100%	\$600.00	71020
016-572-005-000	\$600.00	100%	\$600.00	71020
016-572-006-000	\$600.00	100%	\$600.00	71020
016-572-007-000	\$600.00	100%	\$600.00	71020
016-572-008-000	\$600.00	100%	\$600.00	71020
016-572-009-000	\$600.00	100%	\$600.00	71020
016-573-001-000	\$600.00	100%	\$600.00	71020
016-573-002-000	\$600.00	100%	\$600.00	71020
016-573-003-000	\$600.00	100%	\$600.00	71020
016-573-004-000	\$600.00	100%	\$600.00	71020
016-573-005-000	\$600.00	100%	\$600.00	71020
016-573-006-000	\$600.00	100%	\$600.00	71020
016-573-007-000	\$600.00	100%	\$600.00	71020
016-573-008-000	\$600.00	100%	\$600.00	71020
016-573-009-000	\$600.00	100%	\$600.00	71020
016-573-010-000	\$600.00	100%	\$600.00	71020
016-573-011-000	\$600.00	100%	\$600.00	71020
016-573-012-000	\$600.00	100%	\$600.00	71020
016-573-013-000	\$600.00	100%	\$600.00	71020
016-573-014-000	\$600.00	100%	\$600.00	71020
016-573-015-000	\$600.00	100%	\$600.00	71020
016-573-016-000	\$600.00	100%	\$600.00	71020
016-573-017-000	\$600.00	100%	\$600.00	71020
016-573-018-000	\$600.00	100%	\$600.00	71020
016-574-001-000	\$600.00	100%	\$600.00	71020
016-574-002-000	\$600.00	100%	\$600.00	71020
016-574-003-000	\$600.00	100%	\$600.00	71020
016-574-004-000	\$600.00	100%	\$600.00	71020
016-574-005-000	\$600.00	100%	\$600.00	71020
016-574-006-000	\$600.00	100%	\$600.00	71020
016-574-007-000	\$600.00	100%	\$600.00	71020
016-574-008-000	\$600.00	100%	\$600.00	71020
016-574-009-000	\$600.00	100%	\$600.00	71020
016-574-010-000	\$600.00	100%	\$600.00	71020
016-574-011-000	\$600.00	100%	\$600.00	71020
016-574-012-000	\$600.00	100%	\$600.00	71020
016-574-013-000	\$600.00	100%	\$600.00	71020

EXHIBIT A**PROPOSED SPECIAL TAX LEVY FOR FY 2014-15**

Assessor's Parcel Number	Maximum Annual Special Tax	Special Tax Levy Rate	Proposed Special Tax Levy	Tax Rate Area
016-574-014-000	\$600.00	100%	\$600.00	71020
016-574-015-000	\$600.00	100%	\$600.00	71020
016-574-016-000	\$600.00	100%	\$600.00	71020
016-574-017-000	\$600.00	100%	\$600.00	71020
016-574-018-000	\$600.00	100%	\$600.00	71020
016-581-001-000	\$600.00	100%	\$600.00	71020
016-581-002-000	\$600.00	100%	\$600.00	71020
016-581-003-000	\$600.00	100%	\$600.00	71020
016-581-004-000	\$600.00	100%	\$600.00	71020
016-581-005-000	\$600.00	100%	\$600.00	71020
016-581-006-000	\$600.00	100%	\$600.00	71020
016-581-007-000	\$600.00	100%	\$600.00	71020
016-581-008-000	\$600.00	100%	\$600.00	71020
016-581-009-000	\$600.00	100%	\$600.00	71020
016-581-010-000	\$600.00	100%	\$600.00	71020
016-581-011-000	\$600.00	100%	\$600.00	71020
016-581-012-000	\$600.00	100%	\$600.00	71020
016-581-013-000	\$600.00	100%	\$600.00	71020
016-581-014-000	\$600.00	100%	\$600.00	71020
016-581-015-000	\$600.00	100%	\$600.00	71020
016-581-016-000	\$600.00	100%	\$600.00	71020
016-581-017-000	\$600.00	100%	\$600.00	71020
016-581-018-000	\$600.00	100%	\$600.00	71020
016-581-019-000	\$600.00	100%	\$600.00	71020
016-581-020-000	\$600.00	100%	\$600.00	71020
016-581-021-000	\$600.00	100%	\$600.00	71020
016-581-022-000	\$600.00	100%	\$600.00	71020
016-582-001-000	\$600.00	100%	\$600.00	71020
016-582-002-000	\$600.00	100%	\$600.00	71020
016-582-003-000	\$600.00	100%	\$600.00	71020
016-582-004-000	\$600.00	100%	\$600.00	71020
016-582-005-000	\$600.00	100%	\$600.00	71020
016-582-006-000	\$600.00	100%	\$600.00	71020
016-582-007-000	\$600.00	100%	\$600.00	71020
016-582-008-000	\$600.00	100%	\$600.00	71020
016-582-009-000	\$600.00	100%	\$600.00	71020
016-582-010-000	\$600.00	100%	\$600.00	71020
016-582-011-000	\$600.00	100%	\$600.00	71020
016-591-001-000	\$600.00	100%	\$600.00	71020
016-591-002-000	\$600.00	100%	\$600.00	71020
016-591-003-000	\$600.00	100%	\$600.00	71020
016-591-004-000	\$600.00	100%	\$600.00	71020
016-591-005-000	\$600.00	100%	\$600.00	71020

PROPOSED SPECIAL TAX LEVY FOR FY 2014-15

Assessor's Parcel Number	Maximum Annual Special Tax	Special Tax Levy Rate	Proposed Special Tax Levy	Tax Rate Area
016-591-006-000	\$600.00	100%	\$600.00	71020
016-591-007-000	\$600.00	100%	\$600.00	71020
016-591-008-000	\$600.00	100%	\$600.00	71020
016-591-009-000	\$600.00	100%	\$600.00	71020
016-591-010-000	\$600.00	100%	\$600.00	71020
016-591-011-000	\$600.00	100%	\$600.00	71020
016-591-012-000	\$600.00	100%	\$600.00	71020
016-591-013-000	\$600.00	100%	\$600.00	71020
016-591-014-000	\$600.00	100%	\$600.00	71020
016-591-015-000	\$600.00	100%	\$600.00	71020
016-591-016-000	\$600.00	100%	\$600.00	71020
016-592-001-000	\$600.00	100%	\$600.00	71020
016-592-002-000	\$600.00	100%	\$600.00	71020
016-592-003-000	\$600.00	100%	\$600.00	71020
016-592-004-000	\$600.00	100%	\$600.00	71020
016-592-005-000	\$600.00	100%	\$600.00	71020
016-592-006-000	\$600.00	100%	\$600.00	71020
016-601-001-000	\$600.00	100%	\$600.00	71020
016-601-002-000	\$600.00	100%	\$600.00	71020
016-601-003-000	\$600.00	100%	\$600.00	71020
016-601-004-000	\$600.00	100%	\$600.00	71020
016-602-001-000	\$600.00	100%	\$600.00	71020
016-602-002-000	\$600.00	100%	\$600.00	71020
016-602-003-000	\$600.00	100%	\$600.00	71020
016-602-004-000	\$600.00	100%	\$600.00	71020
016-602-005-000	\$600.00	100%	\$600.00	71020
016-602-006-000	\$600.00	100%	\$600.00	71020
016-602-007-000	\$600.00	100%	\$600.00	71020
016-602-008-000	\$600.00	100%	\$600.00	71020
016-603-001-000	\$600.00	100%	\$600.00	71020
016-603-002-000	\$600.00	100%	\$600.00	71020
016-603-003-000	\$600.00	100%	\$600.00	71020
016-603-004-000	\$600.00	100%	\$600.00	71020
016-603-005-000	\$600.00	100%	\$600.00	71020
016-603-006-000	\$600.00	100%	\$600.00	71020
016-603-007-000	\$600.00	100%	\$600.00	71020
016-603-008-000	\$600.00	100%	\$600.00	71020
016-603-009-000	\$600.00	100%	\$600.00	71020
016-603-010-000	\$600.00	100%	\$600.00	71020
016-603-011-000	\$600.00	100%	\$600.00	71020
016-603-012-000	\$600.00	100%	\$600.00	71020
016-603-013-000	\$600.00	100%	\$600.00	71020
016-603-014-000	\$600.00	100%	\$600.00	71020

EXHIBIT A**PROPOSED SPECIAL TAX LEVY FOR FY 2014-15**

Assessor's Parcel Number	Maximum Annual Special Tax	Special Tax Levy Rate	Proposed Special Tax Levy	Tax Rate Area
016-603-015-000	\$600.00	100%	\$600.00	71020
016-603-016-000	\$600.00	100%	\$600.00	71020
016-604-001-000	\$600.00	100%	\$600.00	71020
016-604-002-000	\$600.00	100%	\$600.00	71020
016-604-003-000	\$600.00	100%	\$600.00	71020
016-604-004-000	\$600.00	100%	\$600.00	71020
016-604-005-000	\$600.00	100%	\$600.00	71020
016-604-006-000	\$600.00	100%	\$600.00	71020
016-604-007-000	\$600.00	100%	\$600.00	71020
016-604-008-000	\$600.00	100%	\$600.00	71020
016-605-001-000	\$600.00	100%	\$600.00	71020
016-605-002-000	\$600.00	100%	\$600.00	71020
016-605-003-000	\$600.00	100%	\$600.00	71020
016-605-004-000	\$600.00	100%	\$600.00	71020
016-605-005-000	\$600.00	100%	\$600.00	71020
016-605-006-000	\$600.00	100%	\$600.00	71020
016-605-007-000	\$600.00	100%	\$600.00	71020
016-605-008-000	\$600.00	100%	\$600.00	71020
016-605-009-000	\$600.00	100%	\$600.00	71020
016-605-010-000	\$600.00	100%	\$600.00	71020
016-605-011-000	\$0.00	100%	\$0.00	71020
016-606-001-000	\$600.00	100%	\$600.00	71020
016-606-002-000	\$600.00	100%	\$600.00	71020
016-606-003-000	\$600.00	100%	\$600.00	71020
016-606-004-000	\$600.00	100%	\$600.00	71020
016-606-005-000	\$600.00	100%	\$600.00	71020
016-606-006-000	\$600.00	100%	\$600.00	71020
016-606-007-000	\$600.00	100%	\$600.00	71020
016-606-008-000	\$600.00	100%	\$600.00	71020
016-611-001-000	\$600.00	100%	\$600.00	71020
016-611-002-000	\$600.00	100%	\$600.00	71020
016-611-003-000	\$600.00	100%	\$600.00	71020
016-611-004-000	\$600.00	100%	\$600.00	71020
016-611-005-000	\$600.00	100%	\$600.00	71020
016-611-006-000	\$600.00	100%	\$600.00	71020
016-611-007-000	\$600.00	100%	\$600.00	71020
016-611-008-000	\$600.00	100%	\$600.00	71020
016-611-009-000	\$600.00	100%	\$600.00	71020
016-611-010-000	\$600.00	100%	\$600.00	71020
016-611-011-000	\$600.00	100%	\$600.00	71020
016-611-012-000	\$600.00	100%	\$600.00	71020
016-611-013-000	\$600.00	100%	\$600.00	71020
016-611-014-000	\$600.00	100%	\$600.00	71020

PROPOSED SPECIAL TAX LEVY FOR FY 2014-15

Assessor's Parcel Number	Maximum Annual Special Tax	Special Tax Levy Rate	Proposed Special Tax Levy	Tax Rate Area
016-611-015-000	\$600.00	100%	\$600.00	71020
016-611-016-000	\$600.00	100%	\$600.00	71020
016-611-017-000	\$600.00	100%	\$600.00	71020
016-611-018-000	\$600.00	100%	\$600.00	71020
016-611-019-000	\$600.00	100%	\$600.00	71020
016-611-020-000	\$600.00	100%	\$600.00	71020
016-611-021-000	\$600.00	100%	\$600.00	71020
016-611-022-000	\$600.00	100%	\$600.00	71020
016-611-023-000	\$600.00	100%	\$600.00	71020
016-612-001-000	\$600.00	100%	\$600.00	71020
016-612-002-000	\$600.00	100%	\$600.00	71020
016-612-003-000	\$600.00	100%	\$600.00	71020
016-612-004-000	\$600.00	100%	\$600.00	71020
016-612-005-000	\$600.00	100%	\$600.00	71020
016-612-006-000	\$600.00	100%	\$600.00	71020
016-612-007-000	\$600.00	100%	\$600.00	71020
016-612-008-000	\$600.00	100%	\$600.00	71020
016-612-009-000	\$600.00	100%	\$600.00	71020
016-612-010-000	\$600.00	100%	\$600.00	71020
016-612-011-000	\$600.00	100%	\$600.00	71020
016-612-012-000	\$600.00	100%	\$600.00	71020
016-612-013-000	\$600.00	100%	\$600.00	71020
016-612-014-000	\$600.00	100%	\$600.00	71020
016-612-015-000	\$600.00	100%	\$600.00	71020
016-612-016-000	\$600.00	100%	\$600.00	71020
016-613-001-000	\$600.00	100%	\$600.00	71020
016-613-002-000	\$600.00	100%	\$600.00	71020
016-613-003-000	\$600.00	100%	\$600.00	71020
016-613-004-000	\$600.00	100%	\$600.00	71020
016-613-005-000	\$600.00	100%	\$600.00	71020
016-613-006-000	\$600.00	100%	\$600.00	71020
016-613-007-000	\$600.00	100%	\$600.00	71020
016-613-008-000	\$600.00	100%	\$600.00	71020
016-613-009-000	\$600.00	100%	\$600.00	71020
016-613-010-000	\$600.00	100%	\$600.00	71020
016-613-011-000	\$600.00	100%	\$600.00	71020
016-691-001-000	\$600.00	100%	\$600.00	71020
016-691-002-000	\$600.00	100%	\$600.00	71020
016-691-003-000	\$600.00	100%	\$600.00	71020
016-691-004-000	\$600.00	100%	\$600.00	71020
016-691-005-000	\$600.00	100%	\$600.00	71020
016-691-006-000	\$600.00	100%	\$600.00	71020
016-691-007-000	\$600.00	100%	\$600.00	71020

EXHIBIT A**PROPOSED SPECIAL TAX LEVY FOR FY 2014-15**

Assessor's Parcel Number	Maximum Annual Special Tax	Special Tax Levy Rate	Proposed Special Tax Levy	Tax Rate Area
016-691-008-000	\$600.00	100%	\$600.00	71020
016-692-001-000	\$600.00	100%	\$600.00	71020
016-692-002-000	\$600.00	100%	\$600.00	71020
016-692-003-000	\$600.00	100%	\$600.00	71020
016-692-004-000	\$600.00	100%	\$600.00	71020
016-692-005-000	\$600.00	100%	\$600.00	71020
016-692-006-000	\$600.00	100%	\$600.00	71020
016-693-001-000	\$600.00	100%	\$600.00	71020
016-693-002-000	\$600.00	100%	\$600.00	71020
016-693-003-000	\$600.00	100%	\$600.00	71020
016-693-004-000	\$600.00	100%	\$600.00	71020
016-693-005-000	\$600.00	100%	\$600.00	71020
016-694-001-000	\$600.00	100%	\$600.00	71020
016-694-002-000	\$600.00	100%	\$600.00	71020
016-694-003-000	\$600.00	100%	\$600.00	71020
016-694-004-000	\$600.00	100%	\$600.00	71020
016-694-005-000	\$600.00	100%	\$600.00	71020
016-701-001-000	\$600.00	100%	\$600.00	71020
016-701-002-000	\$600.00	100%	\$600.00	71020
016-701-003-000	\$600.00	100%	\$600.00	71020
016-701-004-000	\$600.00	100%	\$600.00	71020
016-701-005-000	\$600.00	100%	\$600.00	71020
016-701-006-000	\$600.00	100%	\$600.00	71020
016-701-007-000	\$600.00	100%	\$600.00	71020
016-701-008-000	\$600.00	100%	\$600.00	71020
016-702-001-000	\$600.00	100%	\$600.00	71020
016-702-002-000	\$600.00	100%	\$600.00	71020
016-702-003-000	\$600.00	100%	\$600.00	71020
016-702-004-000	\$600.00	100%	\$600.00	71020
016-702-005-000	\$600.00	100%	\$600.00	71020
016-702-006-000	\$600.00	100%	\$600.00	71020
016-702-007-000	\$600.00	100%	\$600.00	71020
016-702-008-000	\$600.00	100%	\$600.00	71020
016-702-009-000	\$600.00	100%	\$600.00	71020
016-702-010-000	\$600.00	100%	\$600.00	71020
016-702-011-000	\$600.00	100%	\$600.00	71020
016-702-012-000	\$600.00	100%	\$600.00	71020
016-702-013-000	\$600.00	100%	\$600.00	71020
016-702-014-000	\$600.00	100%	\$600.00	71020
016-703-001-000	\$600.00	100%	\$600.00	71020
016-703-002-000	\$600.00	100%	\$600.00	71020
016-703-003-000	\$600.00	100%	\$600.00	71020
016-703-004-000	\$600.00	100%	\$600.00	71020

EXHIBIT A**PROPOSED SPECIAL TAX LEVY FOR FY 2014-15**

Assessor's Parcel Number	Maximum Annual Special Tax	Special Tax Levy Rate	Proposed Special Tax Levy	Tax Rate Area
016-703-005-000	\$600.00	100%	\$600.00	71020
016-703-006-000	\$600.00	100%	\$600.00	71020
016-703-007-000	\$600.00	100%	\$600.00	71020
016-703-008-000	\$600.00	100%	\$600.00	71020
016-703-009-000	\$600.00	100%	\$600.00	71020
016-703-010-000	\$600.00	100%	\$600.00	71020
016-703-011-000	\$600.00	100%	\$600.00	71020
016-703-012-000	\$600.00	100%	\$600.00	71020
016-703-013-000	\$600.00	100%	\$600.00	71020
016-703-014-000	\$600.00	100%	\$600.00	71020
016-703-015-000	\$600.00	100%	\$600.00	71020
016-704-001-000	\$600.00	100%	\$600.00	71020
016-704-002-000	\$600.00	100%	\$600.00	71020
016-704-003-000	\$600.00	100%	\$600.00	71020
016-704-004-000	\$600.00	100%	\$600.00	71020
016-704-005-000	\$600.00	100%	\$600.00	71020
016-704-006-000	\$600.00	100%	\$600.00	71020
016-704-007-000	\$600.00	100%	\$600.00	71020
016-704-008-000	\$600.00	100%	\$600.00	71020
016-704-009-000	\$600.00	100%	\$600.00	71020
016-704-010-000	\$600.00	100%	\$600.00	71020
016-704-011-000	\$600.00	100%	\$600.00	71020
016-704-012-000	\$600.00	100%	\$600.00	71020
016-704-013-000	\$600.00	100%	\$600.00	71020
016-704-014-000	\$600.00	100%	\$600.00	71020
016-704-015-000	\$600.00	100%	\$600.00	71020
016-704-016-000	\$600.00	100%	\$600.00	71020
016-704-017-000	\$600.00	100%	\$600.00	71020
016-705-001-000	\$600.00	100%	\$600.00	71020
016-705-002-000	\$600.00	100%	\$600.00	71020
016-705-003-000	\$600.00	100%	\$600.00	71020
016-705-004-000	\$600.00	100%	\$600.00	71020
016-705-005-000	\$600.00	100%	\$600.00	71020
016-705-006-000	\$600.00	100%	\$600.00	71020
016-705-007-000	\$600.00	100%	\$600.00	71020
016-705-008-000	\$600.00	100%	\$600.00	71020
016-705-009-000	\$600.00	100%	\$600.00	71020
016-705-010-000	\$600.00	100%	\$600.00	71020
016-705-011-000	\$600.00	100%	\$600.00	71020
016-705-012-000	\$600.00	100%	\$600.00	71020
016-705-013-000	\$600.00	100%	\$600.00	71020
016-705-014-000	\$600.00	100%	\$600.00	71020
016-705-015-000	\$600.00	100%	\$600.00	71020

EXHIBIT A**PROPOSED SPECIAL TAX LEVY FOR FY 2014-15**

Assessor's Parcel Number	Maximum Annual Special Tax	Special Tax Levy Rate	Proposed Special Tax Levy	Tax Rate Area
016-705-016-000	\$600.00	100%	\$600.00	71020
016-705-017-000	\$600.00	100%	\$600.00	71020
016-705-018-000	\$600.00	100%	\$600.00	71020
016-705-019-000	\$600.00	100%	\$600.00	71020
016-711-001-000	\$600.00	100%	\$600.00	71020
016-711-002-000	\$600.00	100%	\$600.00	71020
016-711-003-000	\$600.00	100%	\$600.00	71020
016-711-004-000	\$600.00	100%	\$600.00	71020
016-711-005-000	\$600.00	100%	\$600.00	71020
016-711-006-000	\$600.00	100%	\$600.00	71020
016-712-001-000	\$600.00	100%	\$600.00	71020
016-712-002-000	\$600.00	100%	\$600.00	71020
016-712-003-000	\$600.00	100%	\$600.00	71020
016-712-004-000	\$600.00	100%	\$600.00	71020
016-712-005-000	\$600.00	100%	\$600.00	71020
016-712-006-000	\$600.00	100%	\$600.00	71020
016-712-007-000	\$600.00	100%	\$600.00	71020
016-712-008-000	\$600.00	100%	\$600.00	71020
016-712-009-000	\$600.00	100%	\$600.00	71020
016-712-010-000	\$600.00	100%	\$600.00	71020
016-712-011-000	\$600.00	100%	\$600.00	71020
016-712-012-000	\$600.00	100%	\$600.00	71020
016-712-013-000	\$600.00	100%	\$600.00	71020
016-712-014-000	\$600.00	100%	\$600.00	71020
016-712-015-000	\$600.00	100%	\$600.00	71020
016-712-016-000	\$600.00	100%	\$600.00	71020
016-712-017-000	\$600.00	100%	\$600.00	71020
016-712-018-000	\$600.00	100%	\$600.00	71020
016-712-019-000	\$600.00	100%	\$600.00	71020
016-712-020-000	\$600.00	100%	\$600.00	71020
016-712-021-000	\$600.00	100%	\$600.00	71020
016-712-022-000	\$600.00	100%	\$600.00	71020
016-712-023-000	\$600.00	100%	\$600.00	71020
016-712-024-000	\$600.00	100%	\$600.00	71020
016-712-025-000	\$600.00	100%	\$600.00	71020
016-712-026-000	\$600.00	100%	\$600.00	71020
016-712-027-000	\$600.00	100%	\$600.00	71020
016-712-028-000	\$600.00	100%	\$600.00	71020
016-712-029-000	\$600.00	100%	\$600.00	71020
016-712-030-000	\$600.00	100%	\$600.00	71020
016-712-031-000	\$600.00	100%	\$600.00	71020
016-712-032-000	\$600.00	100%	\$600.00	71020
016-713-001-000	\$600.00	100%	\$600.00	71020

EXHIBIT A

PROPOSED SPECIAL TAX LEVY FOR FY 2014-15

Assessor's Parcel Number	Maximum Annual Special Tax	Special Tax Levy Rate	Proposed Special Tax Levy	Tax Rate Area
016-713-002-000	\$600.00	100%	\$600.00	71020
016-713-003-000	\$600.00	100%	\$600.00	71020
016-713-004-000	\$600.00	100%	\$600.00	71020
016-713-005-000	\$600.00	100%	\$600.00	71020
016-713-006-000	\$600.00	100%	\$600.00	71020
016-713-007-000	\$600.00	100%	\$600.00	71020
016-713-008-000	\$600.00	100%	\$600.00	71020
016-713-009-000	\$600.00	100%	\$600.00	71020
016-713-010-000	\$600.00	100%	\$600.00	71020
016-713-011-000	\$600.00	100%	\$600.00	71020
016-713-012-000	\$600.00	100%	\$600.00	71020
016-713-013-000	\$600.00	100%	\$600.00	71020
016-713-014-000	\$600.00	100%	\$600.00	71020
016-713-015-000	\$600.00	100%	\$600.00	71020
016-713-016-000	\$600.00	100%	\$600.00	71020
016-713-017-000	\$600.00	100%	\$600.00	71020
016-713-018-000	\$600.00	100%	\$600.00	71020
016-713-019-000	\$600.00	100%	\$600.00	71020
016-713-020-000	\$600.00	100%	\$600.00	71020
022-010-009-000	\$43,200.00	100%	\$43,200.00	71026
022-020-004-000	\$153,600.00	100%	\$153,600.00	71026
022-020-015-000	\$18,600.00	100%	\$18,600.00	71026
022-040-010-000	\$24,000.00	100%	\$24,000.00	71029
022-040-019-000	\$92,400.00	100%	\$92,400.00	71029
022-040-018-000	\$0.00	100%	\$0.00	71029
022-050-006-000	\$13,200.00	100%	\$13,200.00	71027
022-050-007-000	\$33,600.00	100%	\$33,600.00	71027
022-071-001-000	\$600.00	100%	\$600.00	71026
022-071-002-000	\$600.00	100%	\$600.00	71026
022-071-003-000	\$600.00	100%	\$600.00	71026
022-071-004-000	\$600.00	100%	\$600.00	71026
022-071-005-000	\$600.00	100%	\$600.00	71026
022-071-006-000	\$600.00	100%	\$600.00	71026
022-071-007-000	\$600.00	100%	\$600.00	71026
022-071-008-000	\$600.00	100%	\$600.00	71026
022-071-009-000	\$600.00	100%	\$600.00	71026
022-071-010-000	\$600.00	100%	\$600.00	71026
022-071-011-000	\$600.00	100%	\$600.00	71026
022-071-012-000	\$600.00	100%	\$600.00	71026
022-071-013-000	\$600.00	100%	\$600.00	71026
022-071-014-000	\$600.00	100%	\$600.00	71026
022-071-015-000	\$600.00	100%	\$600.00	71026
022-071-016-000	\$600.00	100%	\$600.00	71026

EXHIBIT A

PROPOSED SPECIAL TAX LEVY FOR FY 2014-15

Assessor's Parcel Number	Maximum Annual Special Tax	Special Tax Levy Rate	Proposed Special Tax Levy	Tax Rate Area
022-071-017-000	\$600.00	100%	\$600.00	71026
022-071-018-000	\$600.00	100%	\$600.00	71026
022-071-019-000	\$600.00	100%	\$600.00	71026
022-071-020-000	\$600.00	100%	\$600.00	71026
022-071-021-000	\$600.00	100%	\$600.00	71026
022-071-022-000	\$600.00	100%	\$600.00	71026
022-071-023-000	\$600.00	100%	\$600.00	71026
022-071-024-000	\$600.00	100%	\$600.00	71026
022-071-025-000	\$600.00	100%	\$600.00	71026
022-071-026-000	\$600.00	100%	\$600.00	71026
022-071-027-000	\$600.00	100%	\$600.00	71026
022-071-028-000	\$600.00	100%	\$600.00	71026
022-072-001-000	\$600.00	100%	\$600.00	71026
022-072-002-000	\$600.00	100%	\$600.00	71026
022-072-003-000	\$600.00	100%	\$600.00	71026
022-072-004-000	\$600.00	100%	\$600.00	71026
022-072-005-000	\$600.00	100%	\$600.00	71026
022-072-006-000	\$600.00	100%	\$600.00	71026
022-072-007-000	\$600.00	100%	\$600.00	71026
022-072-008-000	\$600.00	100%	\$600.00	71026
022-072-009-000	\$600.00	100%	\$600.00	71026
022-072-010-000	\$600.00	100%	\$600.00	71026
022-072-011-000	\$600.00	100%	\$600.00	71026
022-072-012-000	\$600.00	100%	\$600.00	71026
022-072-013-000	\$600.00	100%	\$600.00	71026
022-072-014-000	\$600.00	100%	\$600.00	71026
022-081-001-000	\$600.00	100%	\$600.00	71026
022-081-002-000	\$600.00	100%	\$600.00	71026
022-081-003-000	\$600.00	100%	\$600.00	71026
022-081-004-000	\$600.00	100%	\$600.00	71026
022-081-005-000	\$600.00	100%	\$600.00	71026
022-081-006-000	\$600.00	100%	\$600.00	71026
022-081-007-000	\$600.00	100%	\$600.00	71026
022-081-008-000	\$600.00	100%	\$600.00	71026
022-081-009-000	\$600.00	100%	\$600.00	71026
022-081-010-000	\$600.00	100%	\$600.00	71026
022-081-011-000	\$600.00	100%	\$600.00	71026
022-081-012-000	\$600.00	100%	\$600.00	71026
022-081-013-000	\$600.00	100%	\$600.00	71026
022-082-001-000	\$600.00	100%	\$600.00	71026
022-082-002-000	\$600.00	100%	\$600.00	71026
022-082-003-000	\$600.00	100%	\$600.00	71026
022-082-004-000	\$600.00	100%	\$600.00	71026

EXHIBIT A

PROPOSED SPECIAL TAX LEVY FOR FY 2014-15

Assessor's Parcel Number	Maximum Annual Special Tax	Special Tax Levy Rate	Proposed Special Tax Levy	Tax Rate Area
022-082-005-000	\$600.00	100%	\$600.00	71026
022-082-006-000	\$600.00	100%	\$600.00	71026
022-082-007-000	\$600.00	100%	\$600.00	71026
022-082-008-000	\$600.00	100%	\$600.00	71026
022-082-009-000	\$600.00	100%	\$600.00	71026
022-082-010-000	\$600.00	100%	\$600.00	71026
022-082-011-000	\$600.00	100%	\$600.00	71026
022-082-012-000	\$600.00	100%	\$600.00	71026
022-082-013-000	\$600.00	100%	\$600.00	71026
022-082-014-000	\$600.00	100%	\$600.00	71026
022-082-015-000	\$600.00	100%	\$600.00	71026
022-082-016-000	\$600.00	100%	\$600.00	71026
022-082-017-000	\$600.00	100%	\$600.00	71026
022-082-018-000	\$600.00	100%	\$600.00	71026
022-082-019-000	\$600.00	100%	\$600.00	71026
022-082-020-000	\$600.00	100%	\$600.00	71026
022-082-021-000	\$600.00	100%	\$600.00	71026
022-082-022-000	\$600.00	100%	\$600.00	71026
022-082-023-000	\$600.00	100%	\$600.00	71026
022-082-024-000	\$600.00	100%	\$600.00	71026
022-082-025-000	\$600.00	100%	\$600.00	71026
022-082-026-000	\$600.00	100%	\$600.00	71026
022-082-027-000	\$600.00	100%	\$600.00	71026
022-082-028-000	\$600.00	100%	\$600.00	71026
022-082-029-000	\$600.00	100%	\$600.00	71026
022-082-030-000	\$600.00	100%	\$600.00	71026
022-082-031-000	\$600.00	100%	\$600.00	71026
022-083-001-000	\$600.00	100%	\$600.00	71026
022-083-002-000	\$600.00	100%	\$600.00	71026
022-083-003-000	\$600.00	100%	\$600.00	71026
022-083-004-000	\$600.00	100%	\$600.00	71026
022-083-005-000	\$600.00	100%	\$600.00	71026
022-083-006-000	\$600.00	100%	\$600.00	71026
022-083-007-000	\$600.00	100%	\$600.00	71026
022-083-008-000	\$600.00	100%	\$600.00	71026
022-083-009-000	\$600.00	100%	\$600.00	71026
022-083-010-000	\$600.00	100%	\$600.00	71026
022-083-011-000	\$600.00	100%	\$600.00	71026
022-083-012-000	\$600.00	100%	\$600.00	71026
022-083-013-000	\$600.00	100%	\$600.00	71026
022-083-014-000	\$600.00	100%	\$600.00	71026
022-083-015-000	\$600.00	100%	\$600.00	71026
022-083-016-000	\$600.00	100%	\$600.00	71026

EXHIBIT A

PROPOSED SPECIAL TAX LEVY FOR FY 2014-15

Assessor's Parcel Number	Maximum Annual Special Tax	Special Tax Levy Rate	Proposed Special Tax Levy	Tax Rate Area
022-083-017-000	\$600.00	100%	\$600.00	71026
022-083-018-000	\$600.00	100%	\$600.00	71026
022-083-019-000	\$600.00	100%	\$600.00	71026
022-083-020-000	\$600.00	100%	\$600.00	71026
022-083-021-000	\$600.00	100%	\$600.00	71026
022-083-022-000	\$600.00	100%	\$600.00	71026
022-083-023-000	\$600.00	100%	\$600.00	71026
022-083-024-000	\$600.00	100%	\$600.00	71026
022-083-025-000	\$600.00	100%	\$600.00	71026
022-083-026-000	\$600.00	100%	\$600.00	71026
022-083-027-000	\$600.00	100%	\$600.00	71026
022-083-028-000	\$600.00	100%	\$600.00	71026
022-083-029-000	\$600.00	100%	\$600.00	71026
022-083-030-000	\$600.00	100%	\$600.00	71026
022-083-031-000	\$600.00	100%	\$600.00	71026
022-084-001-000	\$600.00	100%	\$600.00	71026
022-084-002-000	\$600.00	100%	\$600.00	71026
022-084-003-000	\$600.00	100%	\$600.00	71026
022-085-001-000	\$600.00	100%	\$600.00	71026
022-085-002-000	\$600.00	100%	\$600.00	71026
022-085-003-000	\$600.00	100%	\$600.00	71026
022-085-004-000	\$600.00	100%	\$600.00	71026
022-085-005-000	\$600.00	100%	\$600.00	71026
022-085-006-000	\$600.00	100%	\$600.00	71026
022-085-007-000	\$600.00	100%	\$600.00	71026
022-085-008-000	\$600.00	100%	\$600.00	71026
022-085-009-000	\$600.00	100%	\$600.00	71026
022-085-010-000	\$600.00	100%	\$600.00	71026
022-085-011-000	\$600.00	100%	\$600.00	71026
022-091-001-000	\$600.00	100%	\$600.00	71026
022-091-002-000	\$600.00	100%	\$600.00	71026
022-091-003-000	\$600.00	100%	\$600.00	71026
022-091-004-000	\$600.00	100%	\$600.00	71026
022-091-005-000	\$600.00	100%	\$600.00	71026
022-091-006-000	\$600.00	100%	\$600.00	71026
022-091-007-000	\$600.00	100%	\$600.00	71026
022-091-008-000	\$600.00	100%	\$600.00	71026
022-091-009-000	\$600.00	100%	\$600.00	71026
022-091-010-000	\$600.00	100%	\$600.00	71026
022-091-011-000	\$600.00	100%	\$600.00	71026
022-091-012-000	\$600.00	100%	\$600.00	71026
022-091-013-000	\$600.00	100%	\$600.00	71026
022-091-014-000	\$600.00	100%	\$600.00	71026

EXHIBIT A

PROPOSED SPECIAL TAX LEVY FOR FY 2014-15

Assessor's Parcel Number	Maximum Annual Special Tax	Special Tax Levy Rate	Proposed Special Tax Levy	Tax Rate Area
022-091-015-000	\$600.00	100%	\$600.00	71026
022-091-016-000	\$600.00	100%	\$600.00	71026
022-091-017-000	\$600.00	100%	\$600.00	71026
022-091-018-000	\$600.00	100%	\$600.00	71026
022-091-019-000	\$600.00	100%	\$600.00	71026
022-091-020-000	\$600.00	100%	\$600.00	71026
022-092-001-000	\$600.00	100%	\$600.00	71026
022-092-002-000	\$600.00	100%	\$600.00	71026
022-092-003-000	\$600.00	100%	\$600.00	71026
022-092-004-000	\$600.00	100%	\$600.00	71026
022-092-005-000	\$600.00	100%	\$600.00	71026
022-092-006-000	\$600.00	100%	\$600.00	71026
022-092-007-000	\$600.00	100%	\$600.00	71026
022-100-001-000	\$48,600.00	100%	\$48,600.00	71026
022-100-002-000	\$51,000.00	100%	\$51,000.00	71026
022-100-003-000	\$44,400.00	100%	\$44,400.00	71026
022-100-007-000	\$58,200.00	100%	\$58,200.00	71026
022-100-009-000	\$54,000.00	100%	\$54,000.00	71026
022-100-010-000	\$0.00	100%	\$0.00	71026
022-100-011-000	\$0.00	100%	\$0.00	71026
022-111-001-000	\$600.00	100%	\$600.00	71026
022-111-002-000	\$600.00	100%	\$600.00	71026
022-111-003-000	\$600.00	100%	\$600.00	71026
022-111-004-000	\$600.00	100%	\$600.00	71026
022-111-005-000	\$600.00	100%	\$600.00	71026
022-111-006-000	\$600.00	100%	\$600.00	71026
022-111-007-000	\$600.00	100%	\$600.00	71026
022-111-008-000	\$600.00	100%	\$600.00	71026
022-111-009-000	\$600.00	100%	\$600.00	71026
022-111-010-000	\$600.00	100%	\$600.00	71026
022-111-011-000	\$600.00	100%	\$600.00	71026
022-111-012-000	\$600.00	100%	\$600.00	71026
022-111-013-000	\$600.00	100%	\$600.00	71026
022-111-014-000	\$600.00	100%	\$600.00	71026
022-111-015-000	\$600.00	100%	\$600.00	71026
022-111-016-000	\$0.00	100%	\$0.00	71026
022-112-001-000	\$600.00	100%	\$600.00	71026
022-112-002-000	\$600.00	100%	\$600.00	71026
022-112-003-000	\$600.00	100%	\$600.00	71026
022-112-004-000	\$600.00	100%	\$600.00	71026
022-112-005-000	\$600.00	100%	\$600.00	71026
022-112-006-000	\$600.00	100%	\$600.00	71026
022-112-007-000	\$600.00	100%	\$600.00	71026

EXHIBIT A**PROPOSED SPECIAL TAX LEVY FOR FY 2014-15**

Assessor's Parcel Number	Maximum Annual Special Tax	Special Tax Levy Rate	Proposed Special Tax Levy	Tax Rate Area
022-112-008-000	\$600.00	100%	\$600.00	71026
022-112-009-000	\$600.00	100%	\$600.00	71026
022-112-010-000	\$600.00	100%	\$600.00	71026
022-112-011-000	\$600.00	100%	\$600.00	71026
022-112-012-000	\$600.00	100%	\$600.00	71026
022-112-013-000	\$600.00	100%	\$600.00	71026
022-112-014-000	\$600.00	100%	\$600.00	71026
022-112-015-000	\$600.00	100%	\$600.00	71026
022-112-016-000	\$600.00	100%	\$600.00	71026
022-112-017-000	\$600.00	100%	\$600.00	71026
022-112-018-000	\$600.00	100%	\$600.00	71026
022-112-019-000	\$600.00	100%	\$600.00	71026
022-112-020-000	\$600.00	100%	\$600.00	71026
022-112-021-000	\$600.00	100%	\$600.00	71026
022-112-022-000	\$600.00	100%	\$600.00	71026
022-112-023-000	\$600.00	100%	\$600.00	71026
022-112-024-000	\$600.00	100%	\$600.00	71026
022-112-025-000	\$600.00	100%	\$600.00	71026
022-112-026-000	\$600.00	100%	\$600.00	71026
022-112-027-000	\$600.00	100%	\$600.00	71026
022-112-028-000	\$600.00	100%	\$600.00	71026
022-112-029-000	\$600.00	100%	\$600.00	71026
022-112-030-000	\$600.00	100%	\$600.00	71026
022-112-031-000	\$600.00	100%	\$600.00	71026
022-112-032-000	\$600.00	100%	\$600.00	71026
022-113-001-000	\$600.00	100%	\$600.00	71026
022-113-002-000	\$600.00	100%	\$600.00	71026
022-113-003-000	\$600.00	100%	\$600.00	71026
022-113-004-000	\$600.00	100%	\$600.00	71026
022-113-005-000	\$600.00	100%	\$600.00	71026
022-113-006-000	\$600.00	100%	\$600.00	71026
022-113-007-000	\$600.00	100%	\$600.00	71026
022-113-008-000	\$600.00	100%	\$600.00	71026
022-113-009-000	\$600.00	100%	\$600.00	71026
022-113-010-000	\$0.00	100%	\$0.00	71026
022-120-001-000	\$0.00	100%	\$0.00	71026
022-121-001-000	\$600.00	100%	\$600.00	71026
022-121-002-000	\$600.00	100%	\$600.00	71026
022-121-003-000	\$600.00	100%	\$600.00	71026
022-121-004-000	\$600.00	100%	\$600.00	71026
022-121-005-000	\$600.00	100%	\$600.00	71026
022-121-006-000	\$600.00	100%	\$600.00	71026
022-121-007-000	\$0.00	100%	\$0.00	71026

EXHIBIT A

PROPOSED SPECIAL TAX LEVY FOR FY 2014-15

Assessor's Parcel Number	Maximum Annual Special Tax	Special Tax Levy Rate	Proposed Special Tax Levy	Tax Rate Area
022-122-001-000	\$600.00	100%	\$600.00	71026
022-122-002-000	\$600.00	100%	\$600.00	71026
022-122-003-000	\$600.00	100%	\$600.00	71026
022-122-004-000	\$600.00	100%	\$600.00	71026
022-123-001-000	\$600.00	100%	\$600.00	71026
022-123-002-000	\$600.00	100%	\$600.00	71026
022-131-001-000	\$600.00	100%	\$600.00	71026
022-131-002-000	\$600.00	100%	\$600.00	71026
022-131-003-000	\$600.00	100%	\$600.00	71026
022-131-004-000	\$600.00	100%	\$600.00	71026
022-131-005-000	\$600.00	100%	\$600.00	71026
022-131-006-000	\$600.00	100%	\$600.00	71026
022-131-007-000	\$600.00	100%	\$600.00	71026
022-131-008-000	\$0.00	100%	\$0.00	71026
022-132-001-000	\$600.00	100%	\$600.00	71026
022-132-002-000	\$600.00	100%	\$600.00	71026
022-132-003-000	\$600.00	100%	\$600.00	71026
022-132-004-000	\$600.00	100%	\$600.00	71026
022-132-005-000	\$600.00	100%	\$600.00	71026
022-132-006-000	\$600.00	100%	\$600.00	71026
022-132-007-000	\$600.00	100%	\$600.00	71026
022-141-001-000	\$600.00	100%	\$600.00	71026
022-141-002-000	\$600.00	100%	\$600.00	71026
022-141-003-000	\$600.00	100%	\$600.00	71026
022-141-004-000	\$600.00	100%	\$600.00	71026
022-141-005-000	\$600.00	100%	\$600.00	71026
022-141-006-000	\$600.00	100%	\$600.00	71026
022-141-007-000	\$600.00	100%	\$600.00	71026
022-141-008-000	\$600.00	100%	\$600.00	71026
022-141-009-000	\$600.00	100%	\$600.00	71026
022-141-010-000	\$600.00	100%	\$600.00	71026
022-141-011-000	\$600.00	100%	\$600.00	71026
022-141-012-000	\$600.00	100%	\$600.00	71026
022-141-013-000	\$600.00	100%	\$600.00	71026
022-141-014-000	\$600.00	100%	\$600.00	71026
022-141-015-000	\$600.00	100%	\$600.00	71026
022-141-016-000	\$600.00	100%	\$600.00	71026
022-141-017-000	\$600.00	100%	\$600.00	71026
022-141-018-000	\$600.00	100%	\$600.00	71026
022-141-019-000	\$600.00	100%	\$600.00	71026
022-141-020-000	\$600.00	100%	\$600.00	71026
022-141-021-000	\$600.00	100%	\$600.00	71026
022-141-022-000	\$600.00	100%	\$600.00	71026

PROPOSED SPECIAL TAX LEVY FOR FY 2014-15

Assessor's Parcel Number	Maximum Annual Special Tax	Special Tax Levy Rate	Proposed Special Tax Levy	Tax Rate Area
022-141-023-000	\$600.00	100%	\$600.00	71026
022-141-024-000	\$600.00	100%	\$600.00	71026
022-141-025-000	\$600.00	100%	\$600.00	71026
022-141-026-000	\$600.00	100%	\$600.00	71026
022-141-027-000	\$0.00	100%	\$0.00	71026
022-142-001-000	\$600.00	100%	\$600.00	71026
022-142-002-000	\$600.00	100%	\$600.00	71026
022-142-003-000	\$600.00	100%	\$600.00	71026
022-142-004-000	\$600.00	100%	\$600.00	71026
022-142-005-000	\$600.00	100%	\$600.00	71026
022-142-006-000	\$600.00	100%	\$600.00	71026
022-142-007-000	\$600.00	100%	\$600.00	71026
022-142-008-000	\$600.00	100%	\$600.00	71026
022-142-009-000	\$600.00	100%	\$600.00	71026
022-142-010-000	\$600.00	100%	\$600.00	71026
022-142-011-000	\$600.00	100%	\$600.00	71026
022-142-012-000	\$600.00	100%	\$600.00	71026
022-142-013-000	\$600.00	100%	\$600.00	71026
022-142-014-000	\$600.00	100%	\$600.00	71026
022-142-015-000	\$600.00	100%	\$600.00	71026
022-142-016-000	\$600.00	100%	\$600.00	71026
022-142-017-000	\$600.00	100%	\$600.00	71026
022-142-018-000	\$600.00	100%	\$600.00	71026
022-142-019-000	\$600.00	100%	\$600.00	71026
022-142-020-000	\$600.00	100%	\$600.00	71026
022-142-021-000	\$600.00	100%	\$600.00	71026
022-142-022-000	\$600.00	100%	\$600.00	71026
022-142-023-000	\$0.00	100%	\$0.00	71026
022-142-024-000	\$0.00	100%	\$0.00	71026
022-151-001-000	\$600.00	100%	\$600.00	71026
022-151-002-000	\$600.00	100%	\$600.00	71026
022-151-003-000	\$600.00	100%	\$600.00	71026
022-151-004-000	\$600.00	100%	\$600.00	71026
022-151-005-000	\$600.00	100%	\$600.00	71026
022-151-006-000	\$600.00	100%	\$600.00	71026
022-151-007-000	\$600.00	100%	\$600.00	71026
022-151-008-000	\$600.00	100%	\$600.00	71026
022-151-009-000	\$600.00	100%	\$600.00	71026
022-151-010-000	\$600.00	100%	\$600.00	71026
022-151-011-000	\$600.00	100%	\$600.00	71026
022-151-012-000	\$600.00	100%	\$600.00	71026
022-151-013-000	\$600.00	100%	\$600.00	71026
022-151-014-000	\$600.00	100%	\$600.00	71026

EXHIBIT A

PROPOSED SPECIAL TAX LEVY FOR FY 2014-15

Assessor's Parcel Number	Maximum Annual Special Tax	Special Tax Levy Rate	Proposed Special Tax Levy	Tax Rate Area
022-151-015-000	\$600.00	100%	\$600.00	71026
022-151-016-000	\$600.00	100%	\$600.00	71026
022-151-017-000	\$600.00	100%	\$600.00	71026
022-151-018-000	\$600.00	100%	\$600.00	71026
022-151-019-000	\$600.00	100%	\$600.00	71026
022-151-020-000	\$600.00	100%	\$600.00	71026
022-151-021-000	\$600.00	100%	\$600.00	71026
022-151-022-000	\$600.00	100%	\$600.00	71026
022-151-023-000	\$600.00	100%	\$600.00	71026
022-151-024-000	\$600.00	100%	\$600.00	71026
022-151-025-000	\$600.00	100%	\$600.00	71026
022-151-026-000	\$600.00	100%	\$600.00	71026
022-151-027-000	\$600.00	100%	\$600.00	71026
022-151-028-000	\$600.00	100%	\$600.00	71026
022-151-029-000	\$600.00	100%	\$600.00	71026
022-151-030-000	\$600.00	100%	\$600.00	71026
022-151-031-000	\$600.00	100%	\$600.00	71026
022-151-032-000	\$600.00	100%	\$600.00	71026
022-151-033-000	\$600.00	100%	\$600.00	71026
022-151-034-000	\$600.00	100%	\$600.00	71026
022-151-035-000	\$600.00	100%	\$600.00	71026
022-152-001-000	\$600.00	100%	\$600.00	71026
022-152-002-000	\$600.00	100%	\$600.00	71026
022-152-003-000	\$600.00	100%	\$600.00	71026
022-152-004-000	\$600.00	100%	\$600.00	71026
022-152-005-000	\$600.00	100%	\$600.00	71026
022-152-006-000	\$600.00	100%	\$600.00	71026
022-152-007-000	\$600.00	100%	\$600.00	71026
022-160-001-000	\$0.00	100%	\$0.00	71026
022-161-001-000	\$600.00	100%	\$600.00	71026
022-161-002-000	\$600.00	100%	\$600.00	71026
022-161-003-000	\$600.00	100%	\$600.00	71026
022-161-004-000	\$600.00	100%	\$600.00	71026
022-161-005-000	\$600.00	100%	\$600.00	71026
022-161-006-000	\$0.00	100%	\$0.00	71026
022-162-001-000	\$0.00	100%	\$0.00	71026
022-162-002-000	\$600.00	100%	\$600.00	71026
022-162-003-000	\$600.00	100%	\$600.00	71026
022-162-004-000	\$600.00	100%	\$600.00	71026
022-162-005-000	\$600.00	100%	\$600.00	71026
022-162-006-000	\$600.00	100%	\$600.00	71026
022-162-007-000	\$600.00	100%	\$600.00	71026
022-162-008-000	\$600.00	100%	\$600.00	71026

EXHIBIT A

PROPOSED SPECIAL TAX LEVY FOR FY 2014-15

Assessor's Parcel Number	Maximum Annual Special Tax	Special Tax Levy Rate	Proposed Special Tax Levy	Tax Rate Area
022-162-009-000	\$600.00	100%	\$600.00	71026
022-162-010-000	\$600.00	100%	\$600.00	71026
022-162-011-000	\$600.00	100%	\$600.00	71026
022-162-012-000	\$600.00	100%	\$600.00	71026
022-163-001-000	\$600.00	100%	\$600.00	71026
022-163-002-000	\$600.00	100%	\$600.00	71026
022-163-003-000	\$600.00	100%	\$600.00	71026
022-163-004-000	\$600.00	100%	\$600.00	71026
022-163-005-000	\$600.00	100%	\$600.00	71026
022-163-006-000	\$600.00	100%	\$600.00	71026
022-163-007-000	\$600.00	100%	\$600.00	71026
022-163-008-000	\$600.00	100%	\$600.00	71026
022-163-009-000	\$600.00	100%	\$600.00	71026
022-163-010-000	\$600.00	100%	\$600.00	71026
022-163-011-000	\$600.00	100%	\$600.00	71026
022-163-012-000	\$600.00	100%	\$600.00	71026
022-170-001-000	\$0.00	100%	\$0.00	71026
022-171-001-000	\$600.00	100%	\$600.00	71026
022-171-002-000	\$600.00	100%	\$600.00	71026
022-171-003-000	\$600.00	100%	\$600.00	71026
022-171-004-000	\$600.00	100%	\$600.00	71026
022-171-005-000	\$600.00	100%	\$600.00	71026
022-171-006-000	\$600.00	100%	\$600.00	71026
022-172-001-000	\$600.00	100%	\$600.00	71026
022-172-002-000	\$600.00	100%	\$600.00	71026
022-172-003-000	\$600.00	100%	\$600.00	71026
022-172-004-000	\$600.00	100%	\$600.00	71026
022-172-005-000	\$600.00	100%	\$600.00	71026
022-172-006-000	\$600.00	100%	\$600.00	71026
022-173-001-000	\$600.00	100%	\$600.00	71026
022-173-002-000	\$600.00	100%	\$600.00	71026
022-173-003-000	\$600.00	100%	\$600.00	71026
022-174-001-000	\$600.00	100%	\$600.00	71026
022-174-002-000	\$600.00	100%	\$600.00	71026
022-174-003-000	\$600.00	100%	\$600.00	71026
022-174-004-000	\$600.00	100%	\$600.00	71026
022-174-005-000	\$600.00	100%	\$600.00	71026
022-174-006-000	\$600.00	100%	\$600.00	71026
022-174-007-000	\$600.00	100%	\$600.00	71026
022-174-008-000	\$600.00	100%	\$600.00	71026
022-174-009-000	\$600.00	100%	\$600.00	71026
022-174-010-000	\$600.00	100%	\$600.00	71026
022-174-011-000	\$600.00	100%	\$600.00	71026

PROPOSED SPECIAL TAX LEVY FOR FY 2014-15

Assessor's Parcel Number	Maximum Annual Special Tax	Special Tax Levy Rate	Proposed Special Tax Levy	Tax Rate Area
022-175-001-000	\$600.00	100%	\$600.00	71026
022-175-002-000	\$600.00	100%	\$600.00	71026
022-175-003-000	\$600.00	100%	\$600.00	71026
022-175-004-000	\$600.00	100%	\$600.00	71026
022-175-005-000	\$600.00	100%	\$600.00	71026
022-175-006-000	\$600.00	100%	\$600.00	71026
022-176-001-000	\$600.00	100%	\$600.00	71026
022-176-002-000	\$600.00	100%	\$600.00	71026
022-176-003-000	\$600.00	100%	\$600.00	71026
022-181-001-000	\$600.00	100%	\$600.00	71026
022-181-002-000	\$600.00	100%	\$600.00	71026
022-181-003-000	\$600.00	100%	\$600.00	71026
022-181-004-000	\$600.00	100%	\$600.00	71026
022-181-005-000	\$600.00	100%	\$600.00	71026
022-182-001-000	\$600.00	100%	\$600.00	71026
022-182-002-000	\$600.00	100%	\$600.00	71026
022-183-001-000	\$600.00	100%	\$600.00	71026
022-183-002-000	\$600.00	100%	\$600.00	71026
022-183-003-000	\$600.00	100%	\$600.00	71026
022-183-004-000	\$600.00	100%	\$600.00	71026
022-183-005-000	\$600.00	100%	\$600.00	71026
022-183-006-000	\$600.00	100%	\$600.00	71026
022-183-007-000	\$600.00	100%	\$600.00	71026
022-183-008-000	\$0.00	100%	\$0.00	71026
022-184-001-000	\$600.00	100%	\$600.00	71026
022-184-002-000	\$600.00	100%	\$600.00	71026
022-184-003-000	\$600.00	100%	\$600.00	71026
022-184-004-000	\$600.00	100%	\$600.00	71026
022-184-005-000	\$600.00	100%	\$600.00	71026
022-184-006-000	\$600.00	100%	\$600.00	71026
022-184-007-000	\$600.00	100%	\$600.00	71026
022-184-008-000	\$600.00	100%	\$600.00	71026
022-184-009-000	\$600.00	100%	\$600.00	71026
022-184-010-000	\$600.00	100%	\$600.00	71026
022-191-001-000	\$0.00	100%	\$0.00	71001
022-192-001-000	\$600.00	100%	\$600.00	71026
022-192-002-000	\$600.00	100%	\$600.00	71026
022-192-003-000	\$600.00	100%	\$600.00	71026
022-192-004-000	\$600.00	100%	\$600.00	71026
022-192-005-000	\$600.00	100%	\$600.00	71026
022-192-006-000	\$600.00	100%	\$600.00	71026
022-192-007-000	\$600.00	100%	\$600.00	71026
022-192-008-000	\$600.00	100%	\$600.00	71026

EXHIBIT A

PROPOSED SPECIAL TAX LEVY FOR FY 2014-15

Assessor's Parcel Number	Maximum Annual Special Tax	Special Tax Levy Rate	Proposed Special Tax Levy	Tax Rate Area
022-192-009-000	\$600.00	100%	\$600.00	71026
022-192-010-000	\$600.00	100%	\$600.00	71026
022-192-011-000	\$600.00	100%	\$600.00	71026
022-192-012-000	\$600.00	100%	\$600.00	71026
022-192-013-000	\$600.00	100%	\$600.00	71026
022-192-014-000	\$600.00	100%	\$600.00	71026
022-192-015-000	\$600.00	100%	\$600.00	71026
022-192-016-000	\$600.00	100%	\$600.00	71026
022-192-017-000	\$600.00	100%	\$600.00	71026
022-192-018-000	\$600.00	100%	\$600.00	71026
022-192-019-000	\$600.00	100%	\$600.00	71026
022-192-020-000	\$600.00	100%	\$600.00	71026
022-192-021-000	\$600.00	100%	\$600.00	71026
022-192-022-000	\$600.00	100%	\$600.00	71026
022-192-023-000	\$600.00	100%	\$600.00	71026
022-192-024-000	\$600.00	100%	\$600.00	71026
022-192-025-000	\$600.00	100%	\$600.00	71026
022-192-026-000	\$600.00	100%	\$600.00	71026
022-192-027-000	\$600.00	100%	\$600.00	71026
022-192-028-000	\$600.00	100%	\$600.00	71026
022-192-029-000	\$600.00	100%	\$600.00	71026
022-192-030-000	\$600.00	100%	\$600.00	71026
022-192-031-000	\$600.00	100%	\$600.00	71026
022-192-032-000	\$600.00	100%	\$600.00	71026
022-192-033-000	\$600.00	100%	\$600.00	71026
022-192-034-000	\$600.00	100%	\$600.00	71026
022-192-035-000	\$600.00	100%	\$600.00	71026
022-192-036-000	\$600.00	100%	\$600.00	71026
022-192-037-000	\$600.00	100%	\$600.00	71026
022-192-038-000	\$600.00	100%	\$600.00	71026
022-192-039-000	\$600.00	100%	\$600.00	71026
022-192-040-000	\$600.00	100%	\$600.00	71026
022-192-041-000	\$600.00	100%	\$600.00	71026
022-192-042-000	\$600.00	100%	\$600.00	71026
022-192-043-000	\$0.00	100%	\$0.00	71026
022-192-044-000	\$0.00	100%	\$0.00	71026
022-193-001-000	\$600.00	100%	\$600.00	71026
022-193-002-000	\$600.00	100%	\$600.00	71026
022-193-003-000	\$600.00	100%	\$600.00	71026
022-193-004-000	\$600.00	100%	\$600.00	71026
022-193-005-000	\$600.00	100%	\$600.00	71026
022-193-006-000	\$600.00	100%	\$600.00	71026
022-193-007-000	\$600.00	100%	\$600.00	71026

EXHIBIT A

PROPOSED SPECIAL TAX LEVY FOR FY 2014-15

Assessor's Parcel Number	Maximum Annual Special Tax	Special Tax Levy Rate	Proposed Special Tax Levy	Tax Rate Area
022-193-008-000	\$600.00	100%	\$600.00	71026
022-193-009-000	\$600.00	100%	\$600.00	71026
022-193-010-000	\$600.00	100%	\$600.00	71026
022-193-011-000	\$600.00	100%	\$600.00	71026
022-193-012-000	\$600.00	100%	\$600.00	71026
022-193-013-000	\$600.00	100%	\$600.00	71026
022-193-014-000	\$600.00	100%	\$600.00	71026
022-193-015-000	\$600.00	100%	\$600.00	71026
022-193-016-000	\$600.00	100%	\$600.00	71026
022-193-017-000	\$600.00	100%	\$600.00	71026
022-193-018-000	\$600.00	100%	\$600.00	71026
022-193-019-000	\$600.00	100%	\$600.00	71026
022-193-020-000	\$600.00	100%	\$600.00	71026
022-193-021-000	\$600.00	100%	\$600.00	71026
022-193-022-000	\$600.00	100%	\$600.00	71026
022-193-023-000	\$600.00	100%	\$600.00	71026
022-193-024-000	\$600.00	100%	\$600.00	71026
022-194-001-000	\$600.00	100%	\$600.00	71026
022-194-002-000	\$600.00	100%	\$600.00	71026
022-194-003-000	\$600.00	100%	\$600.00	71026
022-194-004-000	\$600.00	100%	\$600.00	71026
022-194-005-000	\$600.00	100%	\$600.00	71026
022-194-006-000	\$600.00	100%	\$600.00	71026
022-194-007-000	\$600.00	100%	\$600.00	71026
022-194-008-000	\$600.00	100%	\$600.00	71026
022-194-009-000	\$600.00	100%	\$600.00	71026
022-194-010-000	\$600.00	100%	\$600.00	71026
022-194-011-000	\$600.00	100%	\$600.00	71026
022-194-012-000	\$600.00	100%	\$600.00	71026
022-194-013-000	\$600.00	100%	\$600.00	71026
022-194-014-000	\$600.00	100%	\$600.00	71026
022-195-001-000	\$0.00	100%	\$0.00	71026
022-195-002-000	\$600.00	100%	\$600.00	71026
022-195-003-000	\$600.00	100%	\$600.00	71026
022-195-004-000	\$600.00	100%	\$600.00	71026
022-201-001-000	\$0.00	100%	\$0.00	71026
022-202-001-000	\$600.00	100%	\$600.00	71026
022-202-002-000	\$600.00	100%	\$600.00	71026
022-202-003-000	\$600.00	100%	\$600.00	71026
022-202-004-000	\$600.00	100%	\$600.00	71026
022-202-005-000	\$600.00	100%	\$600.00	71026
022-202-006-000	\$600.00	100%	\$600.00	71026
022-202-007-000	\$600.00	100%	\$600.00	71026

EXHIBIT A

PROPOSED SPECIAL TAX LEVY FOR FY 2014-15

Assessor's Parcel Number	Maximum Annual Special Tax	Special Tax Levy Rate	Proposed Special Tax Levy	Tax Rate Area
022-202-008-000	\$600.00	100%	\$600.00	71026
022-203-001-000	\$600.00	100%	\$600.00	71026
022-203-002-000	\$600.00	100%	\$600.00	71026
022-203-003-000	\$600.00	100%	\$600.00	71026
022-203-004-000	\$600.00	100%	\$600.00	71026
022-203-005-000	\$600.00	100%	\$600.00	71026
022-203-006-000	\$600.00	100%	\$600.00	71026
022-204-001-000	\$600.00	100%	\$600.00	71026
022-204-002-000	\$600.00	100%	\$600.00	71026
022-204-003-000	\$600.00	100%	\$600.00	71026
022-204-004-000	\$600.00	100%	\$600.00	71026
022-204-005-000	\$600.00	100%	\$600.00	71026
022-204-006-000	\$600.00	100%	\$600.00	71026
022-204-007-000	\$600.00	100%	\$600.00	71026
022-204-008-000	\$600.00	100%	\$600.00	71026
022-204-009-000	\$600.00	100%	\$600.00	71026
022-204-010-000	\$600.00	100%	\$600.00	71026
022-204-011-000	\$600.00	100%	\$600.00	71026
022-204-012-000	\$600.00	100%	\$600.00	71026
022-204-013-000	\$0.00	100%	\$0.00	71026
022-211-002-000	\$0.00	100%	\$0.00	71001
022-212-001-000	\$0.00	100%	\$0.00	71026
022-212-002-000	\$600.00	100%	\$600.00	71026
022-212-003-000	\$600.00	100%	\$600.00	71026
022-212-004-000	\$600.00	100%	\$600.00	71026
022-212-005-000	\$600.00	100%	\$600.00	71026
022-212-006-000	\$600.00	100%	\$600.00	71026
022-212-007-000	\$600.00	100%	\$600.00	71026
022-212-008-000	\$600.00	100%	\$600.00	71026
022-212-009-000	\$600.00	100%	\$600.00	71026
022-212-010-000	\$600.00	100%	\$600.00	71026
022-212-011-000	\$600.00	100%	\$600.00	71026
022-212-012-000	\$600.00	100%	\$600.00	71026
022-212-013-000	\$600.00	100%	\$600.00	71026
022-212-014-000	\$600.00	100%	\$600.00	71026
022-212-015-000	\$600.00	100%	\$600.00	71026
022-212-016-000	\$600.00	100%	\$600.00	71026
022-212-017-000	\$600.00	100%	\$600.00	71026
022-212-039-000	\$600.00	100%	\$600.00	71026
022-212-019-000	\$600.00	100%	\$600.00	71026
022-212-020-000	\$600.00	100%	\$600.00	71026
022-212-021-000	\$600.00	100%	\$600.00	71026
022-212-022-000	\$600.00	100%	\$600.00	71026

EXHIBIT A

PROPOSED SPECIAL TAX LEVY FOR FY 2014-15

Assessor's Parcel Number	Maximum Annual Special Tax	Special Tax Levy Rate	Proposed Special Tax Levy	Tax Rate Area
022-212-023-000	\$600.00	100%	\$600.00	71026
022-212-038-000	\$600.00	100%	\$600.00	71026
022-212-025-000	\$600.00	100%	\$600.00	71026
022-212-026-000	\$600.00	100%	\$600.00	71026
022-212-027-000	\$600.00	100%	\$600.00	71026
022-212-028-000	\$600.00	100%	\$600.00	71026
022-212-029-000	\$600.00	100%	\$600.00	71026
022-212-030-000	\$600.00	100%	\$600.00	71026
022-212-031-000	\$600.00	100%	\$600.00	71026
022-212-032-000	\$600.00	100%	\$600.00	71026
022-212-033-000	\$600.00	100%	\$600.00	71026
022-212-034-000	\$600.00	100%	\$600.00	71026
022-212-035-000	\$600.00	100%	\$600.00	71026
022-212-036-000	\$600.00	100%	\$600.00	71026
022-212-037-000	\$600.00	100%	\$600.00	71026
022-221-001-000	\$0.00	100%	\$0.00	71029
022-221-002-000	\$600.00	100%	\$600.00	71029
022-221-003-000	\$600.00	100%	\$600.00	71029
022-221-004-000	\$600.00	100%	\$600.00	71029
022-221-005-000	\$600.00	100%	\$600.00	71029
022-221-006-000	\$600.00	100%	\$600.00	71029
022-221-007-000	\$600.00	100%	\$600.00	71029
022-221-008-000	\$600.00	100%	\$600.00	71029
022-221-009-000	\$600.00	100%	\$600.00	71029
022-221-010-000	\$600.00	100%	\$600.00	71029
022-221-011-000	\$0.00	100%	\$0.00	71029
022-221-012-000	\$600.00	100%	\$600.00	71029
022-221-013-000	\$600.00	100%	\$600.00	71029
022-221-014-000	\$600.00	100%	\$600.00	71029
022-221-015-000	\$600.00	100%	\$600.00	71029
022-221-016-000	\$600.00	100%	\$600.00	71029
022-221-017-000	\$600.00	100%	\$600.00	71029
022-221-018-000	\$600.00	100%	\$600.00	71029
022-221-019-000	\$600.00	100%	\$600.00	71029
022-221-020-000	\$600.00	100%	\$600.00	71029
022-221-021-000	\$600.00	100%	\$600.00	71029
022-221-022-000	\$600.00	100%	\$600.00	71029
022-221-023-000	\$600.00	100%	\$600.00	71029
022-221-024-000	\$600.00	100%	\$600.00	71029
022-221-025-000	\$600.00	100%	\$600.00	71029
022-221-026-000	\$600.00	100%	\$600.00	71029
022-221-027-000	\$600.00	100%	\$600.00	71029
022-221-028-000	\$600.00	100%	\$600.00	71029

EXHIBIT A

PROPOSED SPECIAL TAX LEVY FOR FY 2014-15

Assessor's Parcel Number	Maximum Annual Special Tax	Special Tax Levy Rate	Proposed Special Tax Levy	Tax Rate Area
022-221-029-000	\$600.00	100%	\$600.00	71029
022-221-030-000	\$600.00	100%	\$600.00	71029
022-221-031-000	\$600.00	100%	\$600.00	71029
022-222-001-000	\$600.00	100%	\$600.00	71029
022-222-002-000	\$600.00	100%	\$600.00	71029
022-222-003-000	\$600.00	100%	\$600.00	71029
022-222-004-000	\$600.00	100%	\$600.00	71029
022-222-005-000	\$600.00	100%	\$600.00	71029
022-222-006-000	\$600.00	100%	\$600.00	71029
022-222-007-000	\$600.00	100%	\$600.00	71029
022-222-008-000	\$600.00	100%	\$600.00	71029
022-222-009-000	\$600.00	100%	\$600.00	71029
022-222-010-000	\$600.00	100%	\$600.00	71029
022-222-011-000	\$600.00	100%	\$600.00	71029
022-222-012-000	\$600.00	100%	\$600.00	71029
022-223-001-000	\$600.00	100%	\$600.00	71029
022-223-002-000	\$600.00	100%	\$600.00	71029
022-223-003-000	\$600.00	100%	\$600.00	71029
022-223-004-000	\$600.00	100%	\$600.00	71029
022-223-005-000	\$600.00	100%	\$600.00	71029
022-223-006-000	\$600.00	100%	\$600.00	71029
022-223-007-000	\$600.00	100%	\$600.00	71029
022-223-008-000	\$600.00	100%	\$600.00	71029
022-223-009-000	\$600.00	100%	\$600.00	71029
022-223-010-000	\$600.00	100%	\$600.00	71029
022-223-011-000	\$600.00	100%	\$600.00	71029
022-231-001-000	\$0.00	100%	\$0.00	71029
022-232-001-000	\$600.00	100%	\$600.00	71029
022-232-002-000	\$600.00	100%	\$600.00	71029
022-232-003-000	\$600.00	100%	\$600.00	71029
022-232-004-000	\$600.00	100%	\$600.00	71029
022-233-001-000	\$600.00	100%	\$600.00	71029
022-233-002-000	\$600.00	100%	\$600.00	71029
022-233-003-000	\$600.00	100%	\$600.00	71029
022-233-004-000	\$600.00	100%	\$600.00	71029
022-233-005-000	\$600.00	100%	\$600.00	71029
022-233-006-000	\$600.00	100%	\$600.00	71029
022-234-001-000	\$600.00	100%	\$600.00	71029
022-234-002-000	\$600.00	100%	\$600.00	71029
022-234-003-000	\$600.00	100%	\$600.00	71029
022-234-004-000	\$600.00	100%	\$600.00	71029
022-234-005-000	\$600.00	100%	\$600.00	71029
022-234-006-000	\$600.00	100%	\$600.00	71029

EXHIBIT A

PROPOSED SPECIAL TAX LEVY FOR FY 2014-15

Assessor's Parcel Number	Maximum Annual Special Tax	Special Tax Levy Rate	Proposed Special Tax Levy	Tax Rate Area
022-234-007-000	\$600.00	100%	\$600.00	71029
022-234-008-000	\$600.00	100%	\$600.00	71029
022-234-009-000	\$600.00	100%	\$600.00	71029
022-235-001-000	\$600.00	100%	\$600.00	71029
022-235-002-000	\$600.00	100%	\$600.00	71029
022-235-003-000	\$600.00	100%	\$600.00	71029
022-235-004-000	\$600.00	100%	\$600.00	71029
022-235-005-000	\$600.00	100%	\$600.00	71029
022-241-001-000	\$600.00	100%	\$600.00	71029
022-241-002-000	\$600.00	100%	\$600.00	71029
022-241-003-000	\$600.00	100%	\$600.00	71029
022-241-004-000	\$600.00	100%	\$600.00	71029
022-242-001-000	\$600.00	100%	\$600.00	71029
022-242-002-000	\$600.00	100%	\$600.00	71029
022-242-003-000	\$600.00	100%	\$600.00	71029
022-242-004-000	\$600.00	100%	\$600.00	71029
022-242-005-000	\$600.00	100%	\$600.00	71029
022-242-006-000	\$600.00	100%	\$600.00	71029
022-242-007-000	\$600.00	100%	\$600.00	71029
022-242-008-000	\$600.00	100%	\$600.00	71029
022-243-001-000	\$600.00	100%	\$600.00	71029
022-243-002-000	\$600.00	100%	\$600.00	71029
022-243-003-000	\$600.00	100%	\$600.00	71029
022-243-004-000	\$600.00	100%	\$600.00	71029
022-243-005-000	\$600.00	100%	\$600.00	71029
022-243-006-000	\$600.00	100%	\$600.00	71029
022-243-007-000	\$600.00	100%	\$600.00	71029
022-244-001-000	\$600.00	100%	\$600.00	71029
022-244-002-000	\$600.00	100%	\$600.00	71029
022-244-003-000	\$600.00	100%	\$600.00	71029
022-244-004-000	\$600.00	100%	\$600.00	71029
022-245-001-000	\$0.00	100%	\$0.00	71029
Totals	\$1,971,000.00		\$1,971,000.00	

"levy"